



Wiring instructions for M60 with Phoenix connectors. Models M60P, M60WP, M60NP



The M60 ships with the male Phoenix connector already attached to the wire, however, a complete set of male and female connectors are provided for your convenience. Disconnect the female Phoenix connector from the assembly by simply pulling apart.

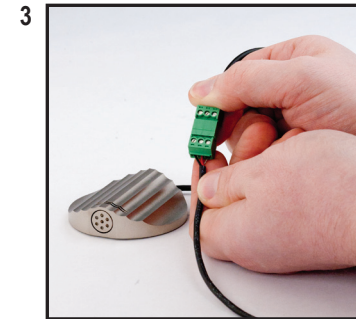


Wiring Scheme:

- 1 = Ground
- 2 = Blue (+)
- 3 = Yellow (-)

Strip back wire and attach to the screw on terminals per the wiring scheme.

Recommended wire for the M60 is:
Belden 9451P with .124" O.D. or
Belden 82761 with .116" O.D.



Once wires are firmly attached, reconnect both Phoenix terminals making sure that they are fully engaged and secure.