

CX-SM1000

SYSTEM MANAGER



The CX-SM1000 is a System manager designed for the CX-1000 series IP communication system. It can set up a matrix system in combination with the intercom stations, Audio interface, amplifier units, and touch screen remote microphone of the CX-1000 series, enabling conversations and broadcast controls. Up to 3000 stations can be connected within a system. It is equipped with a Failure detection function and a network redundancy function, allowing you to build a highly reliable system. The CX-SM1000 is equipped with a WEB server, which enables you to configure various settings from a browser. A built-in SD card slot allows for uploading and downloading the system settings and downloading the operation history.

Key features

- Central control unit indispensable for the CX Series system
- Supports up to 15,000 I/O configurations for system-wide integration
- Manages up to 200 audio links for calls and broadcasts
- Dual LAN ports for flexible and reliable network connection
- Compatible with SIP, HTTP, and other standard protocols
- SD card slot for log storage and configuration backup
- Relay and open collector outputs for external control
- Desktop, rack, or wall mountable for flexible installation
- 24 V DC power input with removable terminal block

Specifications

Power Source	24 V DC (operating range: 21.6 - 26.4 V DC) Removable terminal block (2 pins) or use of the optional AC adapter
Current Consumption	200 mA
Power Consumption	5 W
Network Section	Network I /F: 100Base- TX Network protocol: TCP /IP, UDP, ARP, ICMP, HTTP, RTP, RTSP, IGMP, NTP, SIP, FTP, RSTP, DNS Connector: RJ45 connector x 2 Network cable: UTP (Cat5 or greater)
Maximum Number of Configurations	
Audio Input	3000 channels
Audio Output	3000 channels
Speaker Line	3000 channels
Control Input	12000 channels
Control Output	15000 channels (Normal control output + ATT control output)
Maximum Number of Configurations	CX-OP1700: 100 units CX-OP1500: 3000 units CX-CL1750: 3000 units CX-CL1550: 3000 units CX-RM1700: 100 units CX-AF1026: 300 units CX-PA1120/CX-PA1240: 300 units CX-CC1016: 100 units CX-SM1000: 1 unit (Only 1 unit per system, Indispensable)
Number of Audio Links	Maximum 200 links within the system (each 1 link for calls and multi/unicast broadcasts)
User Control	FAULT ACK x 1, FAULT RESET x 1, Reset key x 1, Setting switch x 1
Indicators	LED indicators: LAN (green) x 2, POWER (green) x 1, RUN (green) x 1, STATUS (yellow, red, green) x 1
Control Output	1 channel, relay contact output, maximum contact capacity : 30 V DC/1.0 A 1 channel, open collector output, maximum contact capacity : 30 V DC/100 mA, removable terminal block (5 pins)
SD Section	Setting file upload/download/for log storage Media: SD/SDHC/SDXC(*2) *No SD card provided.
Installation Method	Desktop, rack, or wall mounting (Rack or wall mounting needs optional brackets.)
Operating Temperature	0 °C to +40 °C (32 °F to 104 °F)
Operating Humidity	90 %RH or less (no condensation)
Finish	Panel, Case: Pre-coated steel plate, black, 30 % gloss
Dimensions	210 (W) x 44.3 (H) x 268 (D) mm (8.27" x 1.74" x 10.55")
Weight	1.5 kg (3.31 lb)
Included Accessories	Removable terminal plug (2 pins) x 1, Removable terminal plug (5 pins) x 1, Plastic foot x 4, Screw for fitting plastic foot x 4

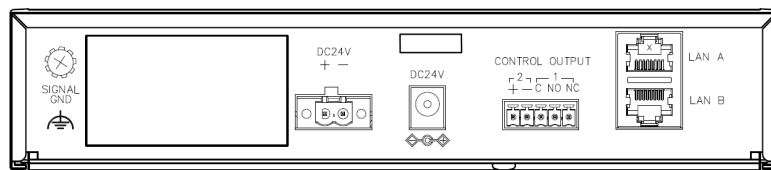
Optional Accessories

- AC adaptor: AD-246
- Wall mounting bracket: YC-850
- Half width blank panel: MB-15B-BK (for rack mounting one CX-SM1000 unit)
- Rack joint bracket: MB-15B-J (When mounting the unit on the rack in conjunction with the CX-CC1016)

(*1) The maximum number of configurations means that the entire system can be configured to have the maximum number of audio inputs, audio outputs, control inputs/outputs, and speaker line outputs, within the range not exceeding the maximum allowable number for each device.
 (*2) For SD cards that have been verified to work, please refer to the document "Verified SD Cards".

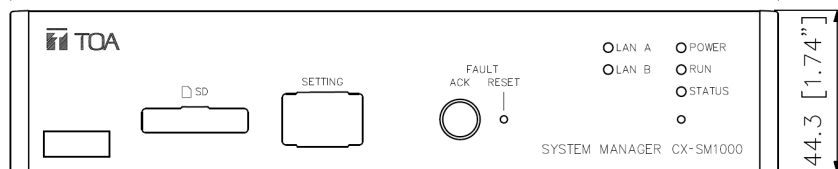
Dimensions

Rear View



210 [8.27"]


Front View



44.3 [1.74"]

(268 [10.55"])

Side View



UNIT:mm

Note: Numerical values in parentheses are for reference only.

A&E specifications

The System Manager shall serve as the central system management unit of TOA's CX-1000 Series IP communication system. The unit shall manage up to 3,000 audio inputs, 3,000 audio outputs, 3,000 speaker outputs, 12,000 control inputs, and 15,000 control outputs within the system. The System Manager shall support a maximum of 200 simultaneous audio links and shall manage up to 160 levels of priority for two-way communication calls and one-way broadcasts.

System surveillance functions shall include a self-check mechanism to detect malfunctions in audio lines and direct keys, as well as continuous monitoring to detect device connection faults and abnormal temperature conditions. Any malfunctions or abnormalities shall be indicated via audible or visual notifications.

The System Manager shall support standard network protocols, including TCP/IP, UDP, ARP, ICMP, HTTP, RTP, RTSP, IGMP, NTP, ONVIF, FTP, RSTP, and DNS. Dual RJ45 LAN ports shall be provided to support redundant or segmented network connections.

Control interfaces shall include one relay contact output rated at 30 V DC/1.0 A and one open collector output rated at 30 V DC/100 mA for integration with external systems. Operation keys shall include FAULT ACK, FAULT RESET, system RESET, and a setting switch.

An SD card slot shall be provided to allow storage of system logs, backup of setting files, and firmware updates. Compatible media shall include SD, SDHC, and SDXC cards.

Power shall be supplied via 24 V DC through a removable terminal block or optional AC adapter. The System Manager shall support desktop, rack, and wall mounting options. Power consumption shall not exceed 5 W, and the unit shall operate within a temperature range of 0 °C to +40 °C (32 °F to 104 °F) and relative humidity up to 90 % (non-condensing). The System Manager shall be housed in a black pre-coated steel chassis.

Dimensions shall be 210 (W) × 44.3 (H) × 268 (D) mm (8.27" × 1.74" × 10.55"), and weight shall be 1.5 kg (3.31 lbs).

Optional extras: AC adapter (AD-246), Wall mounting bracket (YC-850), Half width blank panel (MB-15B-BK), Rack joint bracket (MB-15B-J)

Manufacturer: TOA Corporation

Model: CX-SM1000