

Overview

The DXS18 mk3 is the largest model of Yamaha's latest generation of DXS series powered subwoofers. The new model delivers deep, clear, and remarkably powerful, ultra-low bass thanks to our proprietary high-durability transducers, redesigned high-efficiency power amplifiers, and an ideal bandpass structure that eliminates unwanted cabinet noise. When paired with our perfectly matched DXR mk3 series loudspeakers in particular, the DXS18 mk3 enables users to build a seamlessly integrated sound system with unparalleled impact.



Features

- 18" Cone, 4" Voice coil proprietary high-durability speaker unit
- Newly developed 2,500 W Class-D amplifier
- High-output woofer with an ideal bandpass cabinet design for superior bass response, delivering a maximum 134 dB SPL
- Built-in D-XSUB processing allows you to extend the frequency response even lower, up to 32 Hz
- Extremely flexible X-OVER settings with DSP
- Cardioid mode for bass management onstage
- Plywood cabinet is durable and acoustically optimized for maximum sound quality
- M20 and Ø35 mm dual pole sockets
- Optional Speaker Wheels (SPW-1) and Speaker Cover (SPCVR-DXS183)

Specifications

General Specifications

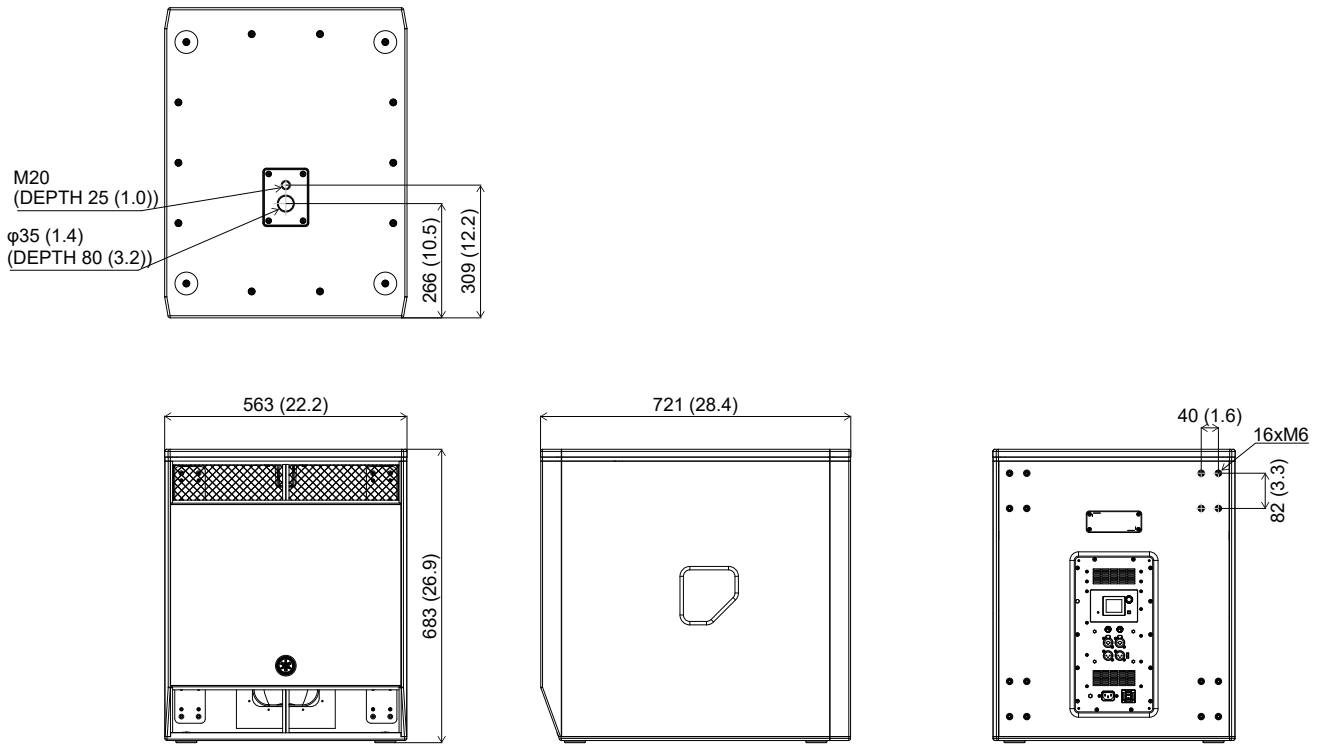
Speaker type		Powered Subwoofer, Band-pass
Frequency range (-10 dB)		32 Hz - 120 Hz
Maximum Output Level (Measured peak, IEC noise@ 1 m)		134 dB SPL
Components	LF	Diameter: 18" cone, Voice Coil: 4"
Amplifier class		Class-D
Power rating	PEAK	2500 W *1
	RMS	1250 W *2
Cooling		Fan Cooling, 5 Speeds
Power consumption		130 W (1/8power), 40 W (Idle)
Power requirements		100 V - 240 V 50/60 Hz
A/D D/A Converters		32 bit/96 kHz Sampling
Processors		HPF: OFF, 50 Hz - 118 Hz, 12 dB - 48 dB/Oct.; D-XSUB: NORMAL, XTENDED LF
I/O	Inputs	INPUT1 & 2: Combo x 1, Impedance 20 kΩ (balance) 10 kΩ (unbalance), Maximum Input Level +24 dBu
	Outputs	OUTPUT1 & 2: XLR3-32 THRU or DSP OUT
	Bluetooth®	Ver. 5.0, A2DP (SBC, AAC), Class 1
	Control and others	D-Remote (iOS/Android app)
Cabinet material		Plywood
Finish		Durable Polyurea Painting, Black
Handle		Side x 2
Pole socket		Φ35 mm (Depth 80 mm), M20 (Threaded depth 25 mm)
Dimensions	W	563 mm (22.2")
	H	683 mm (26.9")
	D	721 mm (28.4")
Net weight		51.0 kg (112.4 lbs)
Options		Cover: SPCVR-DXS183, Caster: SPW-1

*1: Total peak power of individual outputs. Measured by recording the highest peak-to-center voltage produced at minimum load impedance, with protection released.

*2: Measured by recording the highest RMS voltage produced at minimum load impedance, with protection released.

Dimensions

Unit: mm (inch)



Options

- Cover SPCVR-DXS183
- Caster SPW-1

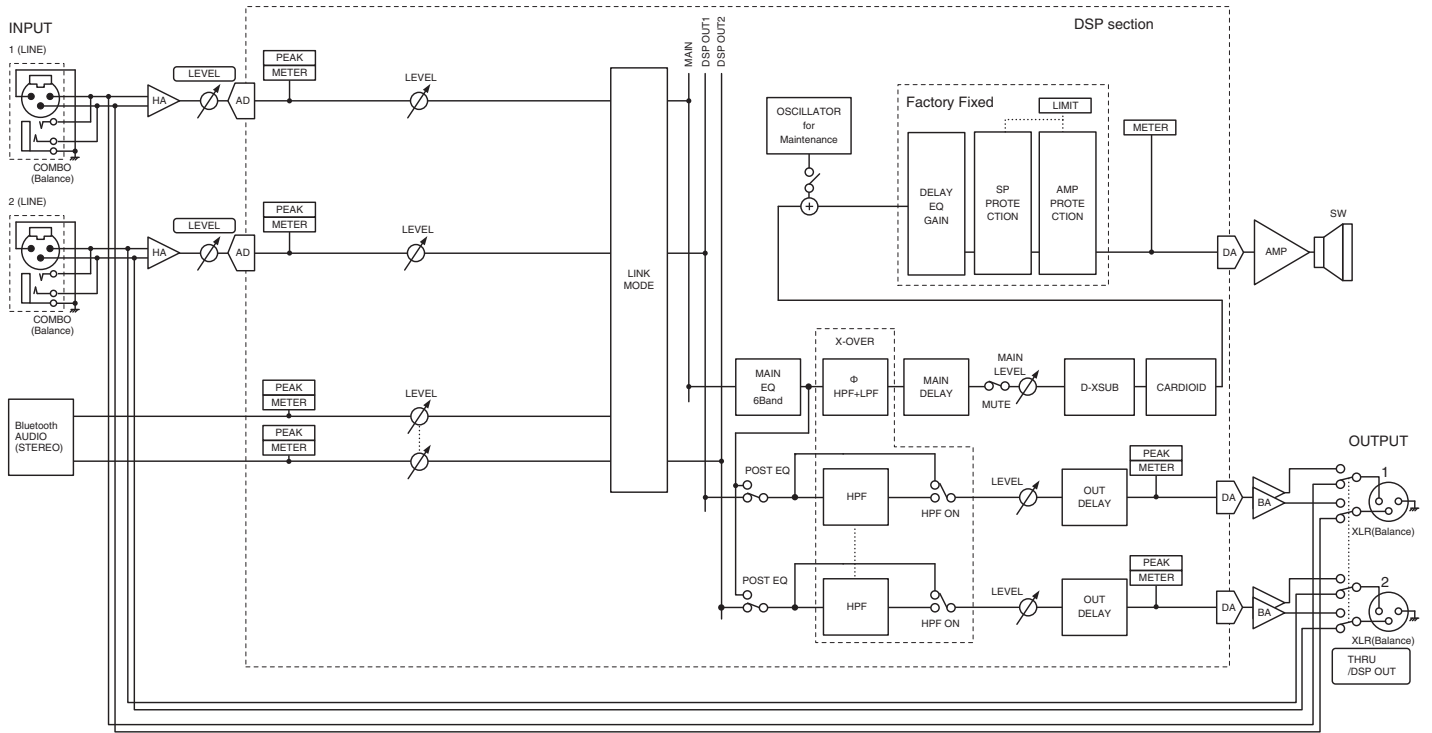
Architectural and Engineering Specifications

The Yamaha DXS18 mk3 shall be a powered bandpass subwoofer for sound reinforcement applications. The subwoofer shall have one 18" cone low-frequency transducer with a 4" voice coil and include configurable built-in digital signal processing. The peak power rating shall be 2500 watts, with a RMS power rating of 1250 watts. The subwoofer's amplifier shall be an efficient class-D type, with idle power consumption of 40 watts. The subwoofer shall be capable of meeting the following performance criteria: reproduction frequency range shall be 32 Hz to 120 Hz (-10 dB), and maximum output SPL shall be 134 dB (peak, pink noise @ 1m).

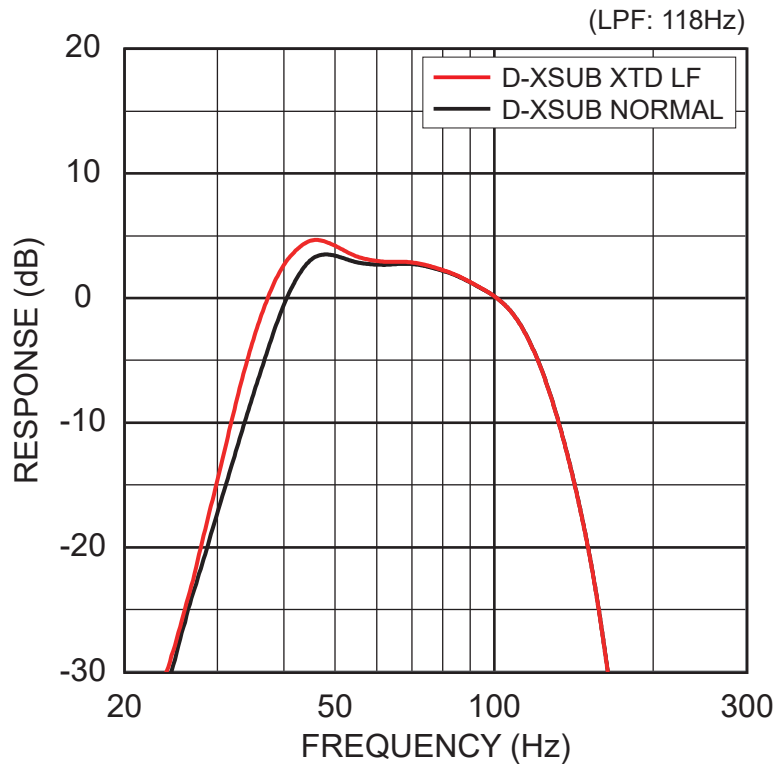
Two XLR/TRS combo connectors shall be provided for line-level analog audio input. Two XLR connectors shall be provided for analog audio THRU output, switchable to DSP output. Bluetooth® connectivity shall be provided for stereo audio input from mobile smart devices. The subwoofer shall provide digital signal processing at a sample rate of 96 kHz, using 96 kHz analog-to-digital and digital-to-analog converters. Digital signal processing functions shall be accessible via an LCD display panel and include delay, input and output level adjustment, mute, LPF, 6-band output EQ, ducker, and link mode. D-Sub LF processing shall also be provided for low-frequency management, and a switchable Cardioid mode shall be provided for improved low-frequency directivity when multiple subwoofers are stacked. Panel lock, panel setup and password protection features shall also be provided. Digital signal processing shall further be used to provide system-wide protection. Preset setups shall be provided, with on-board memory for internal user setting storage. A smart device app called D-Remote shall be available to control the loudspeaker's DSP functions and manage preset memories via Bluetooth® control.

The subwoofer enclosure shall be constructed of high-performance plywood and finished with a durable polyurea coating. The front panel shall not include any visible mounting screws. The subwoofer cabinet shall include one 35 mm pole socket and one M20 threaded mounting socket on its top panel. The rear panel shall include attachment points for castor wheels, and the side panels shall include handles for convenient horizontal and vertical lifting. The dimensions of the subwoofer shall be 563 x 683 x 721 mm (W x H x D). The weight shall be 51 kg.

Block Diagrams



Frequency Response



*All information subject to change without notice.

*All trademarks and registered trademarks are property of their respective owners.

Created in April, 2026