



# CHOIRMIC GEN 2

HANGING CHOIR MICROPHONE

MODELS:

C30-S (Black), C30-S (White)

Follow us on social media [@EarthworksAudio](#)  
For more information, please visit  
[earthworksaudio.com](http://earthworksaudio.com) or call 1-603-654-2433.

EARTHWORKS AUDIO



Thank you for purchasing an Earthworks microphone, designed, assembled and tuned in Milford, New Hampshire, USA.

---

## **INCLUDED ACCESSORIES**

- 1x SRW3 Foam Windscreen
- 1x Attached 30 foot (9 meter) Cable

## **INSTALLING YOUR CHOIRMIC**

### **WIRING**

Earthworks uses a Canare Star Quad microphone cable because of its high quality, immunity to RF interference and its resistance to twisting due to temperature fluctuations.

At the microphone end of the cable, a locking XLR3-F connector is used

- This can be unlocked using a 0.05" hex key (not included)

The far end is unterminated for flexibility during installation.

- Depending on your setup, you may need to install your own connector.

### Color Code

- Hot (Pin 2) : Both White Wires
- Cold (Pin 3): Both Blue Wires
- Ground (Pin 1): Shield





## **POSITIONING**

- It is common to install two hanging ChoirMics in a single row, positioned 2 to 3 feet (0.6 to 0.9 meters) downstage of the front row of singers.
- Depending on the width of the choir, you may choose to use more than two microphones.
- With large choirs it may be preferable to use more than one row of microphones, to provide zoning and have more control of the mix.
- In most situations, the microphone capsules should be angled down towards the faces of the singers.
- However, if an orchestra or band is located directly downstage of the choir, greater isolation may be achieved with the microphone capsules angled parallel to the floor.

## **USING THE INCLUDED FOAM WINDSCREEN**

Your ChoirMic comes with a high-quality foam windscreen specifically chosen for its acoustic transparency and minimal effect on the microphone's polar response. You can be confident that using it to prevent indoor wind noise generated by HVAC and ceiling fans will not degrade the performance of your ChoirMic. It will also provide some protection against dust.

## **USING YOUR CHOIRMICS**

### **SOUND SETTINGS**

- The ChoirMic is a condenser microphone with active electronics.
- Condensers typically have higher output levels than dynamic microphones. If your ChoirMics are replacing dynamic microphones, you should lower your gain control before using them for the first time.
- We also recommend starting with EQ flat and resetting compression, gates and other corrective processing.



## **PHANTOM POWER**

Earthworks ChoirMics require 48-volt phantom power. To avoid loud pops, unwanted noises and equipment damage, follow these steps whenever you power up your ChoirMics:

### **BEFORE CONNECTING:**

- Mute their channels
- Ensure phantom power is switched OFF

### **AFTER CONNECTING:**

- Switch phantom power ON
- Let the microphones warm up for at least ten seconds
- Un-mute their channels

### **BEFORE DISCONNECTING:**

- Mute their channels
- Switch phantom power OFF

## **TROUBLESHOOTING**

If you encounter issues while using your Earthworks Audio microphone, please make sure that:

- The included Canare Star Quad cable (or another quality microphone cable) is being used
- Phantom power is being supplied to the microphone
- All connections from microphone to input device have been securely made
- The microphone is positioned at an appropriate distance from the sound source

If you still think there's an issue with your microphone, please contact us via our website.



## SPECIFICATIONS

### Frequency Response

20Hz - 25kHz

### Polar Pattern

Supercardioid

### Microphone Type

Prepolarized Condenser

### Diaphragm Size

10 mm

### Sensitivity (1kHz)

-35 dBV/Pa (18 mV/Pa)

### SPL Handling

135 dB SPL (1% THD)

141 dB SPL (3% THD)

### Max Acoustic Input

146 dB SPL (10% THD)

### Phantom Power Requirements

48V, 6mA

### Self Noise

20 dB SPL (A-Weighted)

### Output Connector

XLR3-M

### Minimum Output Load

1k Ohm

### Dimensions

0.85 in x 7 in

(21.8mm x 80mm)

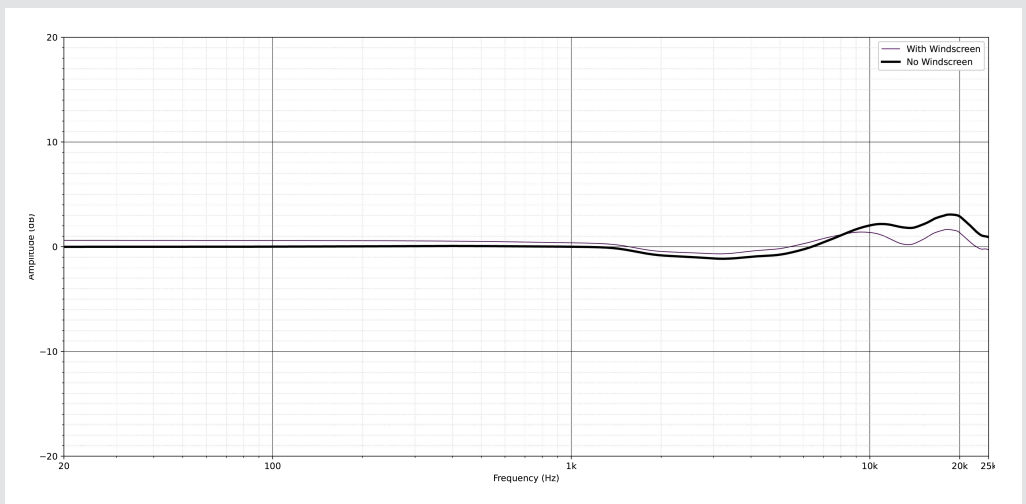
### Weight

Without Cable: 0.32 lbs

(0.15 kg)

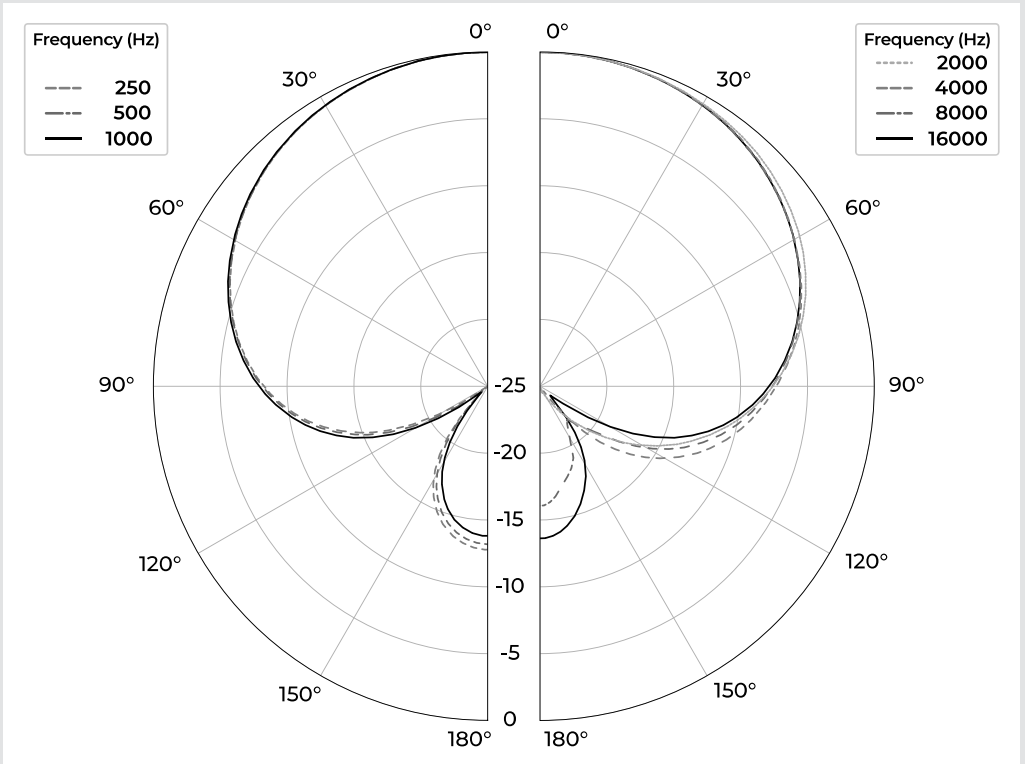
With Cable: 1.39 lbs (0.64 kg)

## FREQUENCY RESPONSE

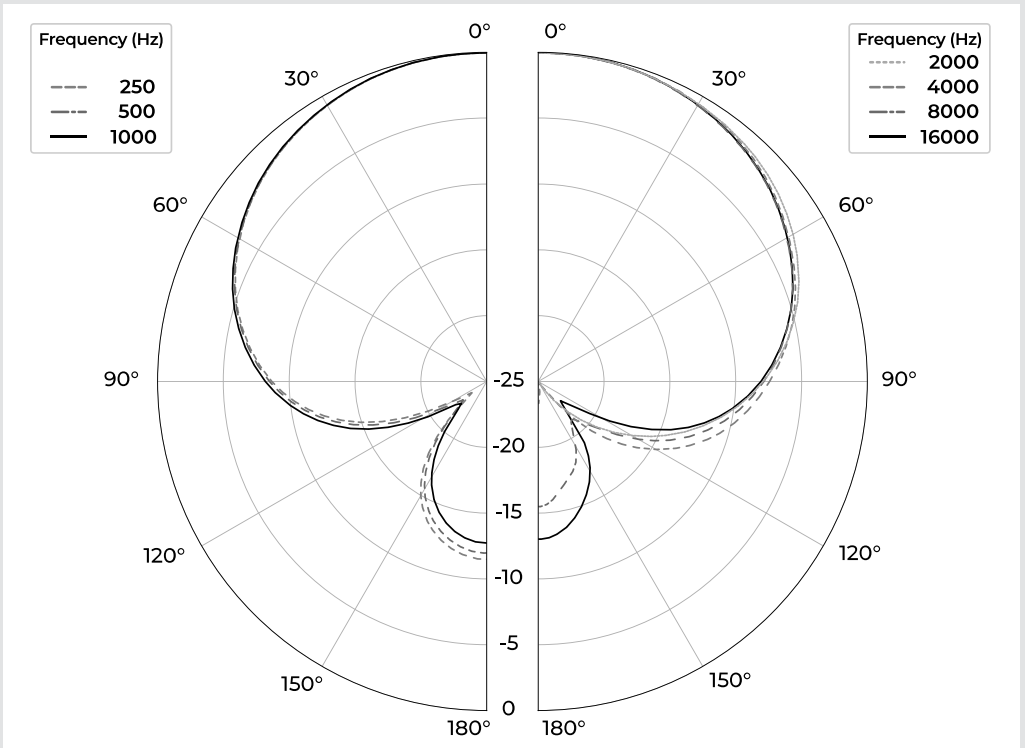




## POLAR RESPONSE WITHOUT WINDSCREEN



## POLAR RESPONSE WITH WINDSCREEN





## **COMPLIANCE REQUIREMENTS**

Earthworks Inc. declares that this product has been determined to be in compliance with CE (Conformité Européenne) requirements. The CE label indicates that the product has been assessed and meets the European Union's (EU) safety, health, and environmental requirements. The full text of our CE declaration of conformity is available at the following website: <https://earthworksaudio.com/support/documents/eu>.

Earthworks Inc. also declares that this product has been determined to be in compliance with UKCA (UK Conformity Assessed) requirements. The full text of our UKCA declaration of conformity is available at the following website: <https://earthworksaudio.com/support/documents/uk>.

## **LIMITED WARRANTY**

All Earthworks Audio products carry a limited warranty (on parts and labor). Please register your newly purchased Earthworks Audio microphone warranty at: <https://www.earthworksaudio.com/support/product-registration/>.

This warranty applies to ONLY newly purchased Earthworks Audio microphones from Authorized Dealers. Questions regarding microphones acquired in the secondary-market, should be sent using the contact us form on our website found at <https://www.earthworksaudio.com/support/contact/>.

Any additional questions or concerns regarding Earthworks Inc. products, should be sent in writing or email to: [service@earthworksaudio.com](mailto:service@earthworksaudio.com).