

HT5 Condenser Headworn Microphone

OVERVIEW

The HT5 is a professional pre-polarized headworn condenser microphone designed for stage, presentation and broadcast applications. The HT5 is known for its excellent sonic characteristics, intelligibility, low profile, high sensitivity and comfort.

Designed primarily for use with Audix wireless systems, the HT5 may also be used as a wired mic. Simply order the APS910 or APS911 phantom power adapter for use with a standard mic cable.

Characterized with a uniformly controlled omni-directional polar pattern, the HT5 is designed to capture vocals from a comfortable distance of 2"-3" off axis. With a wide frequency range of 20 Hz - 20 kHz, the HT5 will handle high sound pressure levels of ≥ 140 dB without distortion.

The HT5 is easy to position, lightweight and manufactured with high standards and tight tolerances. Roadworthy construction includes a rubber coated steel alloy frame, a high performance 5 mm capsule, black or beige finish, and a 3' high quality cable terminating in a mini 3-pin XLRf connector.

MODEL VARIATIONS

HT5 - Black headset mic only with a 3' cable terminating with 3-pin mini XLR for use with Audix wireless systems

HT5BG - Same as HT5 in beige

HT54PIN - Same as HT5 with 4-pin mini-XLR

HT5BG4PIN - Same as HT54PIN in Beige

SUPPLIED ACCESSORIES

3' integrated mic cable with mini 3-pin XLRf connector

Windscreen - external foam windscreen for reducing wind, sibilance and pop noise

MCL5 - lapel clip/cable holder

OPTIONAL ACCESSORIES

APS910 - 48V phantom power adapter for use with electret condenser microphones.

APS911 - Optional phantom power adapter for use with electret condenser microphones. Runs on AA batteries when phantom power is not available.

Features on/off switch and bass roll-off filter.

CCLIPBE - Collar clip beige

CCLIPBL - Collar clip black



FEATURES

- Hands free, headworn presentation microphone
- Optimized for clear, accurate speech
- Lightweight and low profile
- Available in black and beige
- 3 year warranty

APPLICATIONS

- Speech
- Presentation
- Vocal solos
- Videography
- Broadcast
- Violin, flute



MCL5



APS910



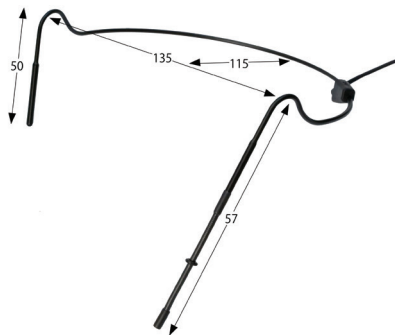
APS911

HT5

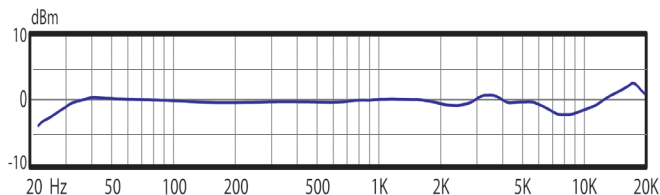
SPECIFICATIONS

Transducer Type	Pre-Polarized Condenser
Frequency Response	20 Hz - 20 kHz
Polar Pattern	Omni-directional
Output Impedance	1000 ohms
Sensitivity	12 mV / Pa @ 1k
Equivalent Noise Level	26 dB (A weighted)
Signal to Noise Ratio	68 dB
Maximum SPL	≥ 140 dB
Power Requirements	5 - 52 V phantom
Connector	3-pin or 4pin XLRf
Polarity	Positive pressure on diaphragm produces positive voltage on pin 2 relative to pin 3
Materials / Finish	Flexible Steel Alloy / Black Finish
Weight	31 g / 1.1 oz

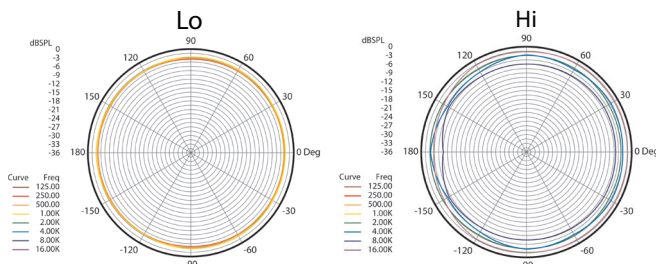
DIMENSIONS (mm)



FREQUENCY RESPONSE



POLAR PATTERNS



PRODUCT REGISTRATION: Please register your product online at www.audixusa.com/docs_12/about/product_registration.shtml.

SERVICE AND WARRANTY: This microphone is under warranty for a period of 3 years to be free of defects in material and workmanship. In the event of a product failure due to materials or workmanship, Audix will repair or replace said product at no charge with proof of purchase. Audix does not pay or reimburse shipping costs for warranty repairs or returns. The warranty excludes any causes other than manufacturing defects, such as normal wear, abuse, environmental damage, shipping damage or failure to use or maintain the product per the supplied instructions. No Implied Warranties: All implied warranties, including but not limited to implied warranties of merchantability and fitness for a particular purpose are hereby excluded. The liability of Audix, if any, for damages relating to allegedly defective products shall be limited to the actual price paid by Dealer for such products and shall in no event include incidental or consequential damages of any kind. Should your microphone fail in any way, please contact the Audix Service department at 503.682.6933. A Return Authorization is required before returning any product. OTHER THAN THIS WARRANTY, AUDIX MAKES NO WARRANTIES, EXPRESS OR IMPLIED, WITH RESPECT TO THE PRODUCTS, THE USE OF THE PRODUCTS, THE PERFORMANCE OF THE PRODUCTS. AUDIX SHALL NOT BE LIABLE FOR SPECIAL INCIDENTAL, CONSEQUENTIAL, INDIRECT OR SIMILAR DAMAGES ARISING FROM OR BASED ON THE SALE, USE, STORAGE OR DISPOSAL OF THE PRODUCTS, AUDIX'S SERVICEWORK, BREACH OF WARRANTY, BREACH OF CONTRACT. NEGLIGENCE, OR ANY OTHER THEORY OF LIABILITY, EVEN IF AUDIX HAS BEEN ADVISED OF THE POSSIBILITY OF SUCH DAMAGES.

ARCHITECT AND ENGINEER SPECIFICATIONS

The microphone shall be a back plate pre-polarized condenser with an omni-directional polar pattern. The microphone shall operate on 5-52 Volts biased from a wireless bodypack or phantom power and the nominal output impedance shall be equal to 2000 ohms at 1 kHz. The microphone shall have a sensitivity of 12 mV / Pa at 1 kHz. The microphone shall have a maximum SPL level of 140 dB with a THD of 0.5%. The headset shall be made of flexible steel alloy with steel coiled gooseneck supporting the microphone element.

OPERATION AND MAINTENANCE

The HT5 microphone is designed for use with the Audix wireless bodypack. The HT5 may be used with other brands of wireless bodypacks, however, the connector and wiring will most likely have to be modified in order to match the specs of the system being used.

Using the HT5 as a wired mic: The HT5 can be used as a wired microphone with the addition of either the APS910 or APS911 phantom power adapter. The HT5 will not operate without phantom power voltage (minimum of 5 volts) which is available on most professional mic preamps and mixing devices. If phantom power is not available on your equipment, you may use the APS911 in the "battery powered" mode. Avoid plugging or unplugging the microphone from a PA system unless the channel is muted or the volume of the system is turned down. Failure to do so may result in a loud "popping" noise which could seriously damage the speakers in the PA system.

The HT5 is manufactured to exacting specs with roadworthy construction. However, the capsule is highly sensitive and should be handled with care. Avoid extreme temperatures and be sure to store your microphone in the pouch provided when not in use. Moisture of any kind can adversely affect the sound and performance of your microphone.

USER TIPS

The HT5 is designed so that the headband is worn around the back of the head with the curved ear pieces resting lightly around both ears. If the user has long hair, the back of the headset will be completely hidden. The dual ear system keeps the headset stable once it is in the desired position. The microphone is at the very end of the flexible boom and should be positioned on the user's left side of the cheek just off the corner of the mouth. The flexible steel cage can be adjusted to fit your head comfortably by either opening or closing the cage. For optimum sound and performance, DO NOT place the microphone directly in front of the mouth or in the airflow path of the nose.

Further miking techniques may be found at www.audixusa.com.