

LM10x Omnidirectional Lavalier Microphone



Owner's Manual

SAMSON



If you want to dispose this product, do not mix it with general household waste. There is a separate collection system for used electronic products in accordance with legislation that requires proper treatment, recovery and recycling.

Private household in the 28 member states of the EU, in Switzerland and Norway may return their used electronic products free of charge to designated collection facilities or to a retailer (if you purchase a similar new one).

For Countries not mentioned above, please contact your local authorities for a correct method of disposal.

By doing so you will ensure that your disposed product undergoes the necessary treatment, recovery and recycling and thus prevent potential negative effects on the environment and human health.

Copyright 2019, Samson Technologies Corp.

v1.1

278-B Duffy Ave

Hicksville, New York 11801

Phone: 1-800-3-SAMSON (1-800-372-6766)

www.samsontech.com

Introduction

Thank you for purchasing the Samson LM10x lavalier microphone! The LM10x is a low profile, condenser microphone with a 3mm capsule producing outstanding audio quality making it perfect for presentations, broadcast, houses of worship and other vocal applications. Thanks to the omnidirectional pick up pattern, the microphone's off axis frequency response is linear, resulting in a clear and articulate reproduction regardless of the position of the capsule relative to the sound source.

The LM10x lavalier microphone is particularly well-suited for use with Samson wireless systems and with four included adapters, the microphone can be used with most any other manufacturer's wireless body pack systems. The kit also includes four windscreens and an attractive carry case to hold the LM10x and all the accessories. Manufactured with extreme care and the highest quality components, the LM10x delivers an exceptionally clear, articulate sound with reliable performance in an extremely low profile, nearly invisible design.

In the box, you'll find a registration card enclosed, don't forget to follow the instructions so that you can receive online technical support and so we can send you updated information about this and other Samson products in the future. We recommend you keep the following records for reference, as well as a copy of your sales receipt.

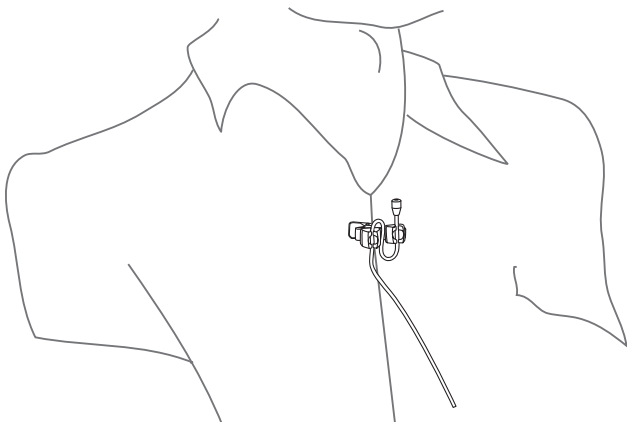
Serial number: _____

Date of purchase: _____

If you have any questions or comments regarding the LM10x Headset Microphone or any other products from Samson, do not hesitate to contact us at **support@samsontech.com**.

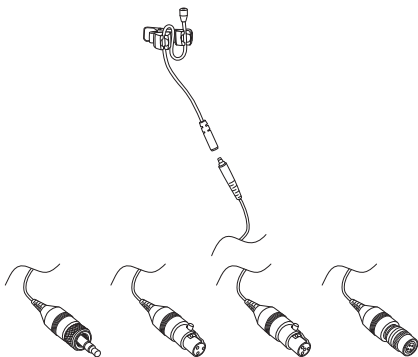
With proper care and maintenance, your LM10x Headset Microphone will operate trouble-free for many years. Should your LM10x Headset Microphone ever require servicing, a Return Authorization (RA) number must be obtained before shipping your unit to Samson. Without this number, the unit will not be accepted. Please visit **www.samsontech.com/ra** for an RA number prior to shipping your unit. Please retain the original packing materials and, if possible, return the unit in its original carton. If your LM10x Headset Microphone was purchased outside of the United States, contact your local distributor for warranty details and service information.

Positioning the LM10x



- Attach the microphone to the performer's shirt or jacket, using the included microphone clip, approximately 8"–10" below their chin with the microphone facing towards their mouth.
- Using a small loop in the microphone cable will help reduce cable noise when the performer moves.
- Use one of the included foam windscreens to reduce breath or wind noise (when using outdoors).
- To further conceal the microphone, it can be placed behind clothing, but this will affect the high frequency performance of the microphone, behind a button, in the performer's hairline or even taped to a pair of glasses.
- With the performer talking into the microphone, listen to the quality of the audio, and adjust the positioning of the microphone until a balanced sound is reached.

Using the detachable connectors



The LM10x includes four cables with adapters for some of the most popular wireless microphone beltpack transmitters.



3.5mm Connector

Works with Sennheiser® wireless systems



Hirose® 4-Pin Connector

Works with Audio-Technica® wireless systems



Switchcraft® TA3F Connector

Works with Samson AirLine ATX Series, Concert Series and most AKG® wireless systems



Switchcraft® TA4F Connector

Works with most Shure® wireless systems

Choose the right cable and connector that works with your wireless system.

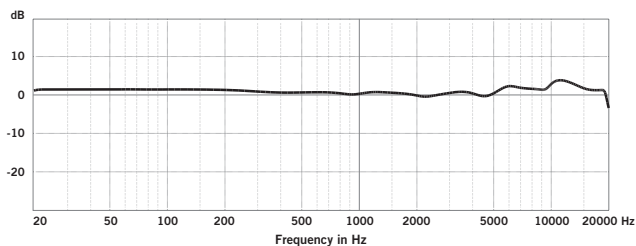
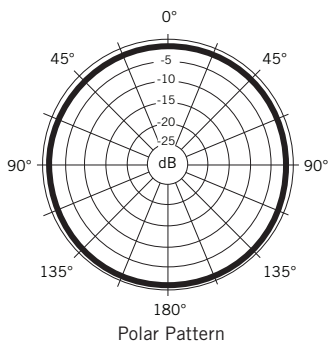
Line the cable up to the threaded terminal on the LM10x microphone cable and screw the cable into the headset. Do not over tighten the cable.

Specifications

Element	Back electret condenser
Polar pattern	Omnidirectional
Frequency Response	20Hz–20KHz
Sensitivity	-45dBV/Pa @1kHz \pm 3dB
Output impedance	2k Ω \pm 30%
Maximum SPL	130dB
Self-Noise	30dB(A)
Dynamic Range	100dB
Operating voltage	1.5–12V DC
Cables	4x \varnothing 1.4mm x 1.2m
Adapters	1/8" (3.5mm), Hirose® 4-Pin, Switchcraft® TA3F, Switchcraft® TA4F
Accessories	4x standard windscreens, mic clip, carry case
Product Weight	0.15oz / 4.2g

At Samson, we are continually improving our products, therefore specifications and images are subject to change without notice.

Specifications



Frequency Response

Samson Technologies Corp.
278-B Duffy Ave
Hicksville, New York 11801
Phone: 1-800-3-SAMSON (1-800-372-6766)
www.samsontech.com