



SpeechLine Wired

MEB 114 (-S) - Boundary Microphone

FEATURES

- Award winning design
- Optimized for speech
- Sturdy housing
- Made in Germany

The sturdy on-table boundary layer microphone MEB 114 constitutes an improvement for any conferencing system. In its -S version it additionally features a programmable microphone button (PTT, PTM, toggle on/off, permanent on), and a bi-color LED ring for status indication.

A camera or media control system can be triggered via the TTL logic out on the bottom side. Thanks to its rugged housing and its high-quality microphone capsule the MEB 114 ensures the best speech intelligibility.

**MEB 114****MEB 114-S**

DELIVERY INCLUDES

- Boundary microphone
- Quick guide
- Safety guide
- Microphone cable (3 m)

ARCHITECT'S SPECIFICATION

The microphone shall be a cardioid pre-polarized condenser on-table boundary layer microphone designed for use in conference applications. The high-quality microphone capsule shall be optimized for speech intelligibility. The frequency response shall be 40 Hz - 20,000 Hz and sensitivity shall be 10 mV/Pa. Nominal impedance at 1 kHz shall be 200 Ω . Equivalent noise level shall be 26 dB(A) or 39 dB weighted as per CCIR 468-3. Dynamic range shall be 111 dB (A). Maximum SPL shall be 140 dB.

The microphone shall provide a tiny 3-pin XLR. The microphone shall operate on 48 V phantom power. Current consumption shall be 1.5 mA. The microphone shall have a rugged housing; dimensions shall be 85 x 100 x 25 mm (3.35" x 3.94" x 0.98"). Weight shall be 291 grams (10.27 oz). Operating temperature shall range from -10 °C to +50 °C (+14 °F to +122 °F).

The microphone shall be the Sennheiser MEB 114.

The Sennheiser MEB 114 microphone shall also be available as a variant (-S) with a programmable microphone button (Toggle on/off, PTM, PTT and permanent on) and a bi-color LED ring for status indication. The current consumption of the -S version shall be 5.3 mA.

The microphone shall provide a TTL logic connector with logic inputs and outputs. The logic output voltage shall be high level > 2.4 and low level < 0.4 V, the logic input voltage shall be high level > 2.0 V and low level < 0.8 V.




The microphone shall be the Sennheiser MEB 114-S.



SpeechLine Wired

MEB 114 (-S) - Boundary Microphone

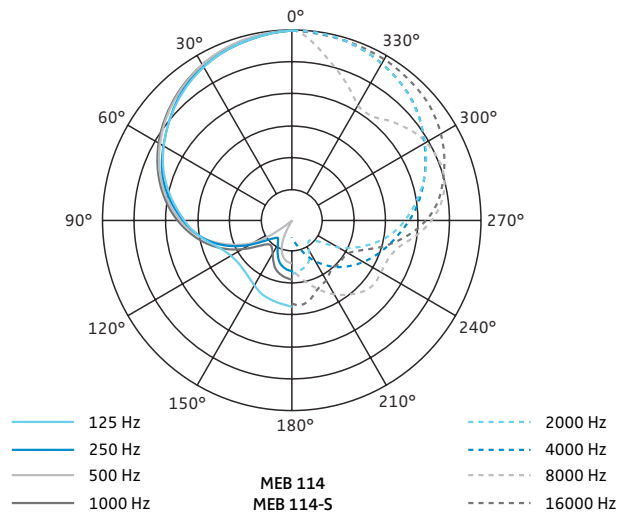
SPECIFICATIONS

	MEB 114	MEB 114-S
Transducer principle	pre-polarized condenser microphone	pre-polarized condenser microphone
Acoustic principle	boundary layer microphone	boundary layer microphone
Pick-up pattern	cardioid	cardioid
Frequency response	40 Hz – 20 kHz	40 Hz bis 20 kHz
Nominal impedance at 1 kHz	200 Ohm	200 Ohm
Sensitivity	10 mV/Pa	10 mV/Pa
Maximum sound pressure level	140 dB	140 dB
Equivalent noise level	29 dB (A)	29 dB (A)
Equivalent noise level weighted as per CCIR 468-3	39 dB (CCIR)	39 dB (CCIR)
Dynamic range	111 dB (A)	111 dB (A)
Phantom power	P 24-48	P 24-48
Current consumption	1.5 mA	5.3 mA
Connector	tiny XLR 3	clip contact
Pin assignment / Logic connector	XLR-3M out 1 = gnd 2 = Audio + 3 = Audio -	trigger signal at the logic connector:  Logic in (LED control)  GND  Logic out (switch signal)
Logic out		high level output voltage > 2.4 V low level output voltage > 0.4 V
Logic in		high level input voltage > 2.0 V low level input voltage > 0.8 V
LED light ring color		red / green
Microphone modes		Toggle on/off Push to mute Push to talk permanent on (external LED control)
Weight	291 g	291 g
Dimensions (WxDxH)	85 x 100 x 25 mm (3.35" x 3.94" x 0.98")	85 x 100 x 25 mm (3.35" x 3.94" x 0.98")
Operating temperature	-10 °C to +50 °C (+14° F to +122° F)	-10 °C to +50 °C (+14° F to +122° F)

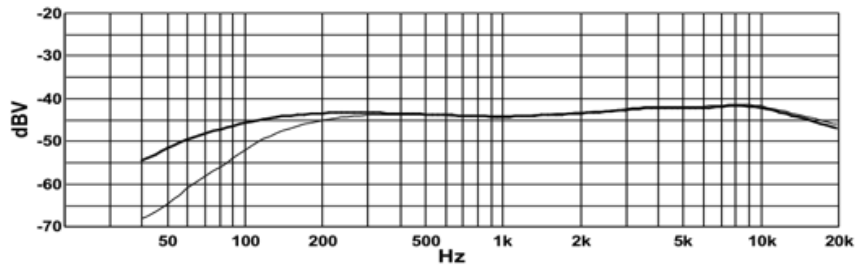


SpeechLine Wired MEB 114 (-S) - Boundary Microphone

POLAR PATTERN



FREQUENCY RESPONSE



PRODUCT VARIANTS

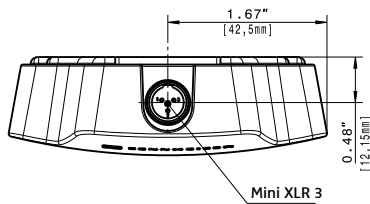
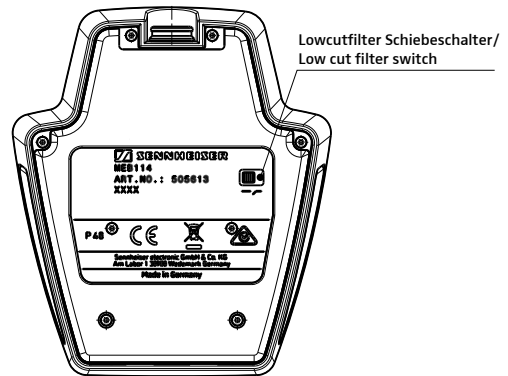
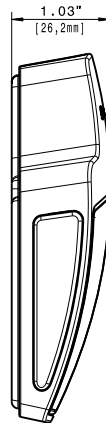
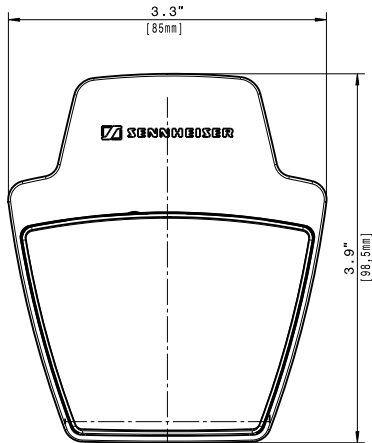
MEB 114 B black	Art. No.	505612
MEB 114 W white	Art. No.	505613
MEB 114-S black	Art. No.	505615
MEB 114-S W white	Art. No.	505616



SpeechLine Wired MEB 114 (-S) - Boundary Microphone

DIMENSIONS

MEB 114



MEB 114-S

