

MR 44T

2 WAY REFLEX SPEAKERS 60 W WITH TRANSFORMER

DESCRIPTION

Careful acoustic design and the use of advanced materials contribute to the exceptional music fidelity and speech intelligibility exhibited by the RCF Monitor 44T (black) and Monitor 44/WT (white) two-way speaker systems.

The carbon fiber diaphragm remains extremely rigid at high power levels, producing a more linear response and lower distortion. The cone is fitted with a durable foam surround and treated to resist moisture. The high-frequency section features a constant directivity horn with a built-in mechanical phase equalizer. The horn is driven by a Ferrofluid® cooled, 0.5" mylar dome tweeter. The system is nominally crossed over at 4 kHz by a 12 dB/octave network, which uses markedly lower (than conventional) inductance values in series with the woofer. This design reduces sound delays associated with high inductance values and provides excellent low frequency transient response. The high-pass section is corrected for optimum performance of the CD horn and is protected with a circuit based on a low-value/low-mass filament resistor that smoothly limits the power sent to the tweeter

FEATURES

- Ideal for high quality paging and music reproduction
- Low impedance (40 - 60W) or 100V operating mode
- Transducers LF 5" - HF 0.5" constant directivity tweeter
- Built-in low inductance passive crossover with high frequency dynamic protection, bass reflex Built-in low inductance passive crossover with high frequency dynamic protection, bass refl ex @65Hz
- Body in self-extinguishing plastic
- Includes hinged support for installation



TECHNICAL SPECIFICATIONS

Acoustical specifications	Frequency Response (-10dB):	60 Hz ÷ 23000 Hz
	Max SPL @ 1m:	108 dB
	Coverage angle:	110°
	System Sensitivity:	87 dB
Power section	Nominal Impedance (ohm):	4 ohm
	Power Handling:	60 W RMS
	Peak Power Handling:	240 W PEAK
	Recommended Amplifier:	120 W
	Crossover Frequencies:	4000 Hz
Transducers	Dome Tweeter:	0.5"
	Woofers:	5.0"
Input/Output section	Input connectors:	Push Type Terminals
	Output connectors:	Push Type Terminals
	Constant Voltage Transformer:	70/100 V
	Power selection 1 (100 V):	40 W - 250 ohm
	Power selection 2 (100 V):	30 W - 333 ohm
	Power selection 3 (100 V):	20 W - 500 ohm
	Power selection 4 (100 V):	10 W - 1000 ohm
Power selection 5 (100 V):	5 W - 2000 ohm	
Standard compliance	CE marking:	Yes
Physical specifications	Cabinet/Case Material:	Plastic
	Hardware:	Wall mount bracket
	Grille:	Steel
	Color:	White - RAL 9003
Size	Height:	270 mm / 10.63 inches
	Width:	187 mm / 7.36 inches
	Depth:	172 mm / 6.77 inches
Shipping informations	Package Height:	380 mm / 14.96 inches
	Package Width:	260 mm / 10.24 inches
	Package Depth:	260 mm / 10.24 inches
	Package Weight:	4.54 kg / 10.01 lbs

PART NUMBER

- **13100015**

MR 44T W

White - RAL 9003

EAN 8024530014285

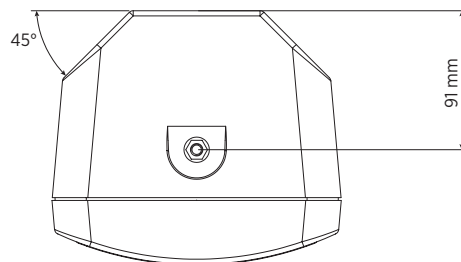
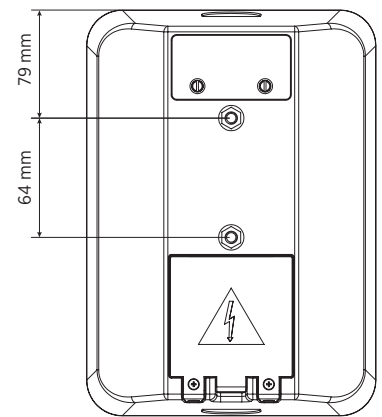
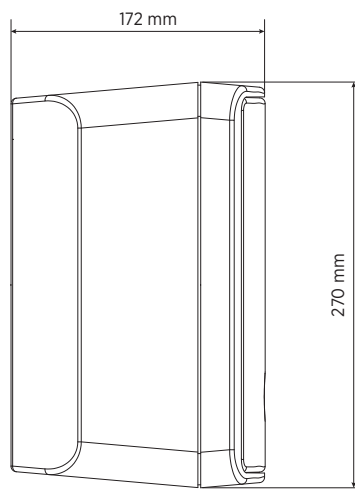

- **13100014**

MR 44T

Black - RAL 9005

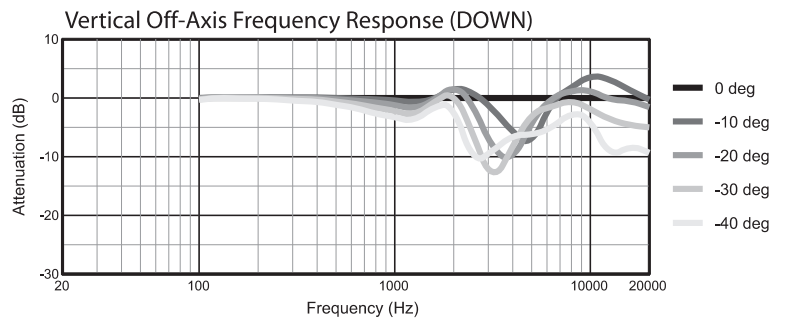
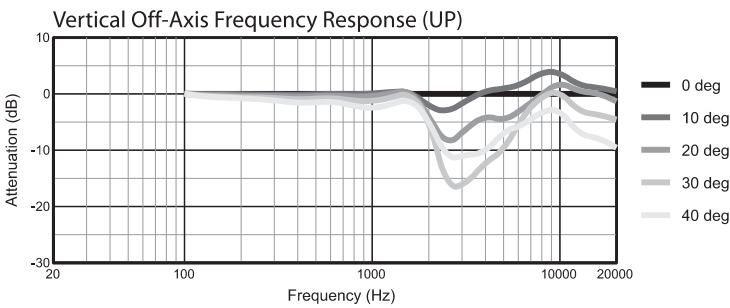
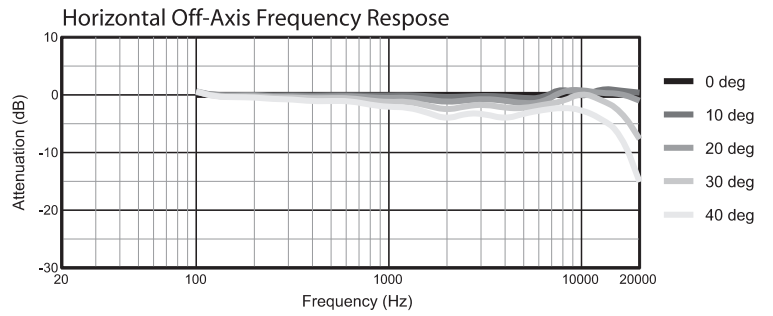
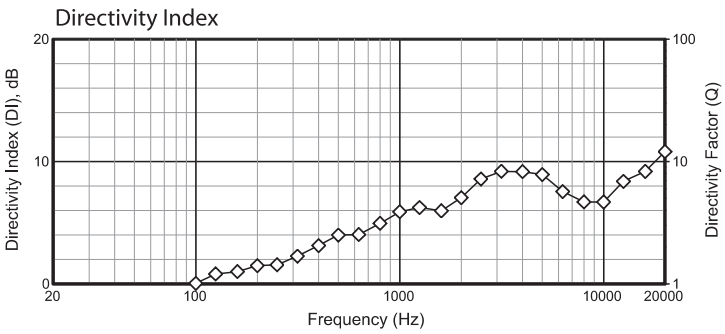
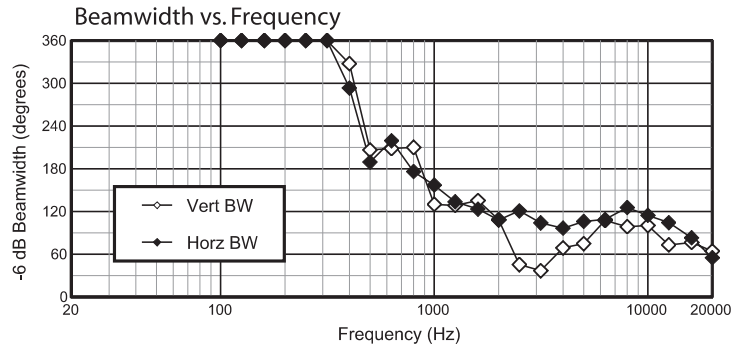
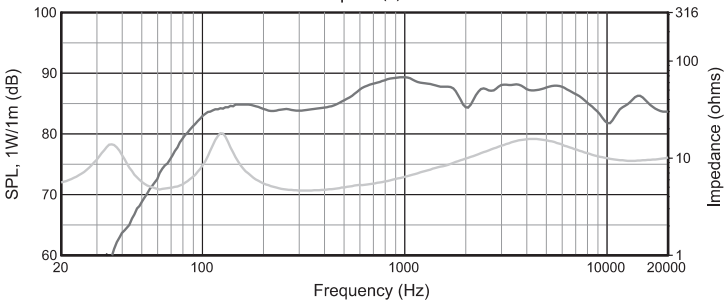
EAN 8024530014261

DRAWINGS

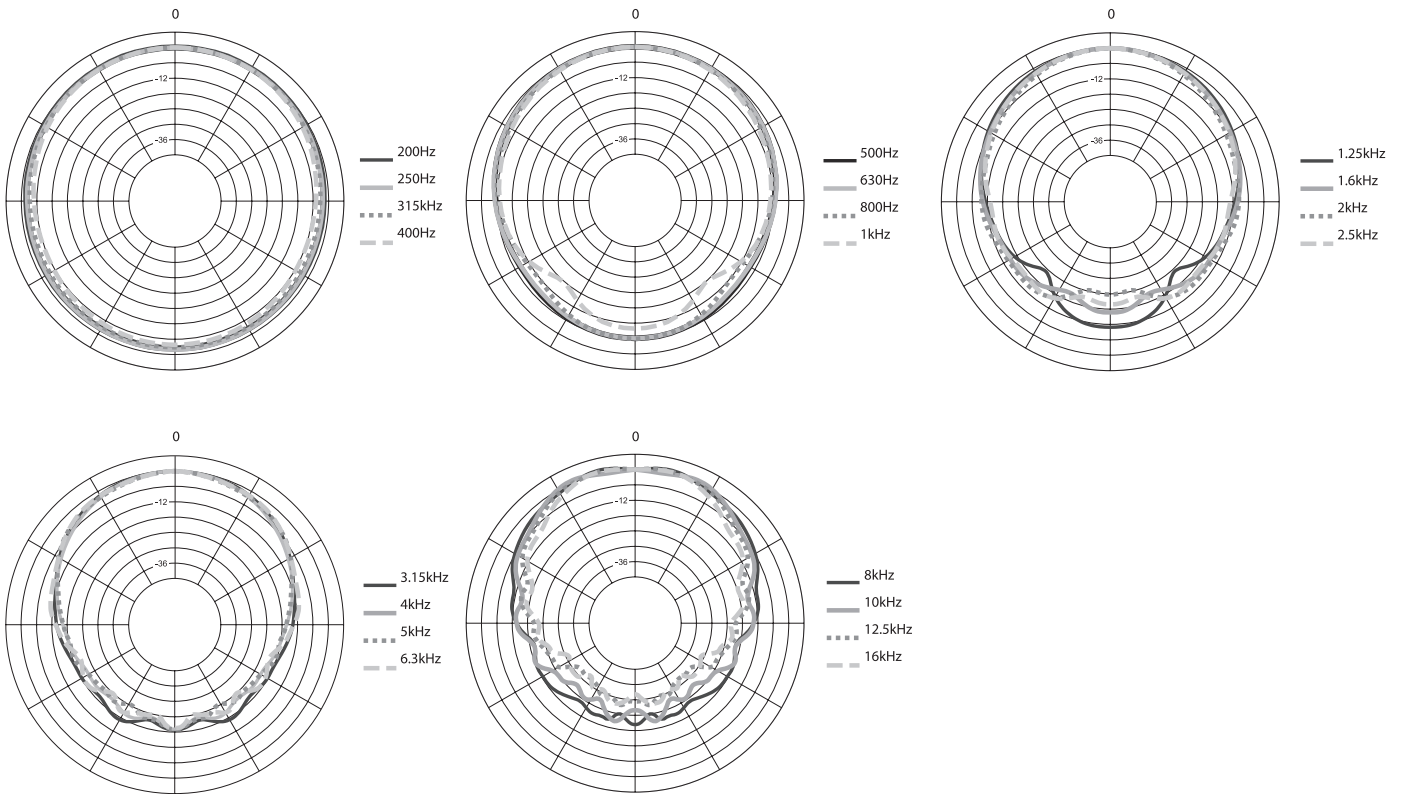




Frequency response is measured on-axis at a distance referenced back to 1m at 1-watt drive. Shown as a half space (2) environment.



Horizontal 1/3 Polar Plot



Vertical 1/3 Polar Plot

