



Two-Zone Retail Example

Requirements:

- Asymmetrical zone wattage
- One audio source: a music player
- Wall-mounted volume control per zone
- Emergency muting by the fire alarm panel

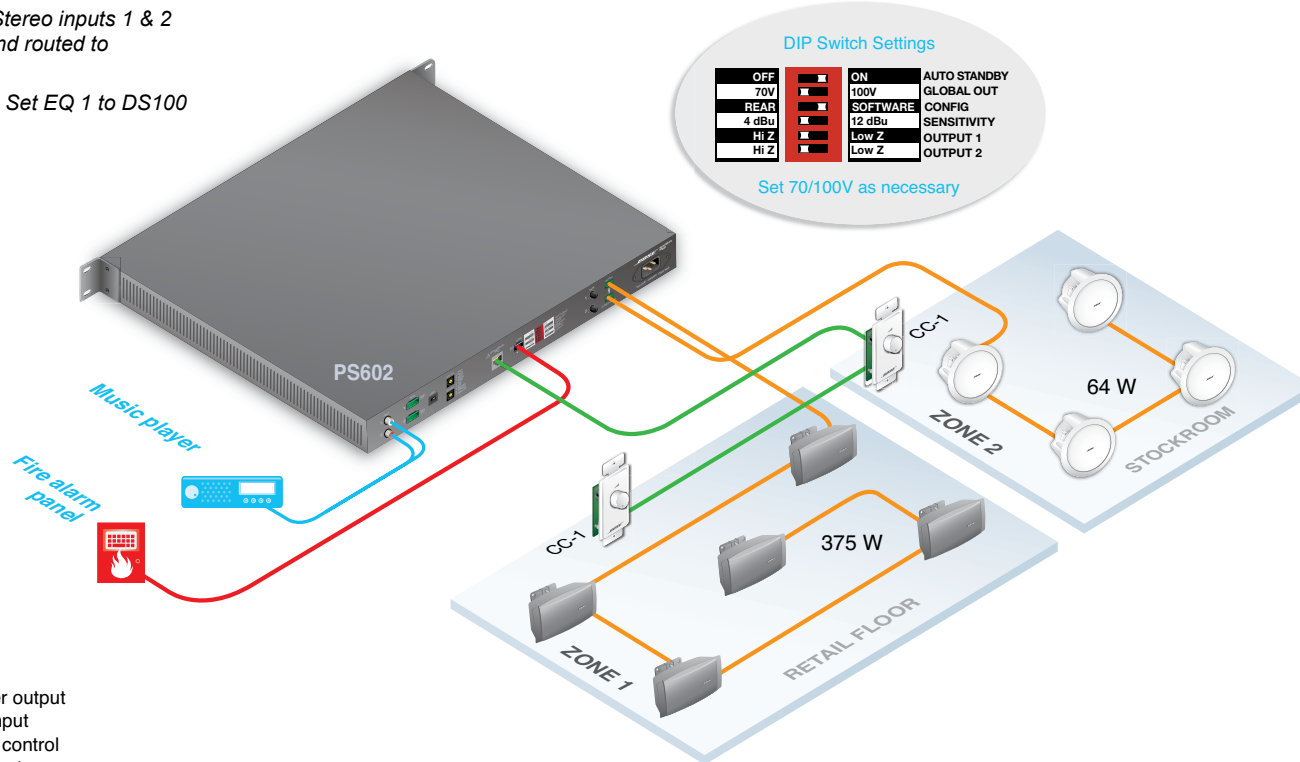
Solution:

| Inputs | | Outputs | | | | | Control | | |
|--------------|--------|---------|-------|------|--------------------|----|----------|-------------|--------------|
| Device | Mode | Amp | Zones | Mode | Loudspeakers | Z | Power/Ch | Level | Source |
| Music Player | Stereo | PS602 | 2 | Mono | (15) DS 100 @ 25 W | HZ | 375 W | CC-1 Remote | Music Player |
| | | | | | (4) DS 16 @ 16 W | | | CC-1 Remote | |

PowerShare Editor Software Settings:

Standard Mixer — Stereo inputs 1 & 2 summed to mono and routed to outputs 1 & 2.

Loudspeaker EQ — Set EQ 1 to DS100 and EQ 2 to DS16.



- Amplifier output
- Audio input
- Volume control
- Mute input



Worship Example

Requirements:

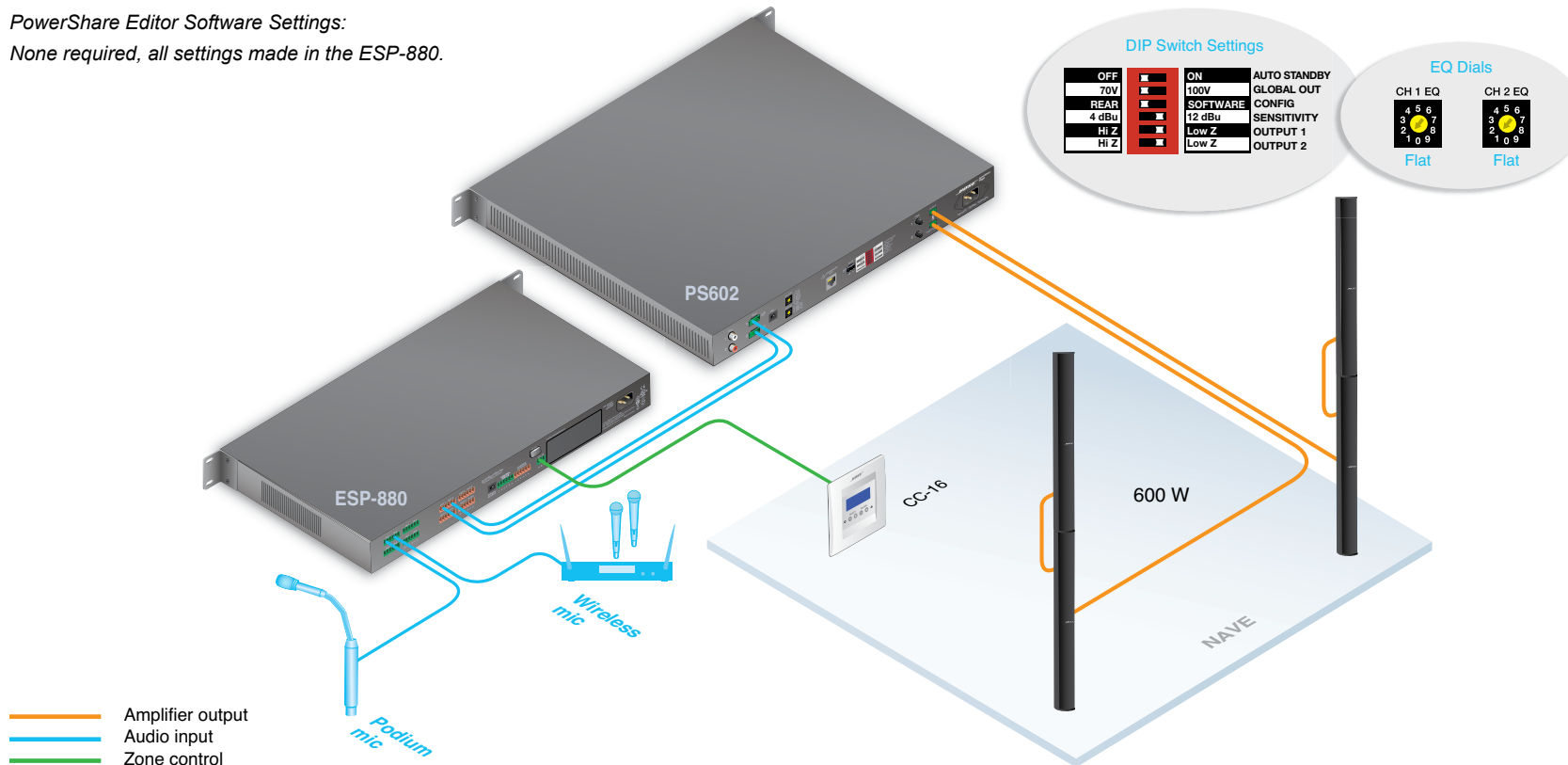
- Wall-mounted volume control and source selection
- Two audio sources: wired and wireless microphones

Solution:

| Inputs | | Outputs | | | | | | Control | |
|---------|------|---------|-------|------|--------------|----|----------|---------|--------|
| Device | Mode | Amp | Zones | Mode | Loudspeakers | Z | Power/Ch | Level | Source |
| ESP-880 | Mono | PS602 | 1 | Mono | (2) MA12EX | LZ | 300 W | CC-16 | CC-16 |
| | | | | | (2) MA12EX | LZ | 300 W | | |

PowerShare Editor Software Settings:

None required, all settings made in the ESP-880.





Ballroom Voice-Lift Example

Requirements:

- Temporary setup for voice-lift
- User access to volume control
- One audio source: a wireless microphone

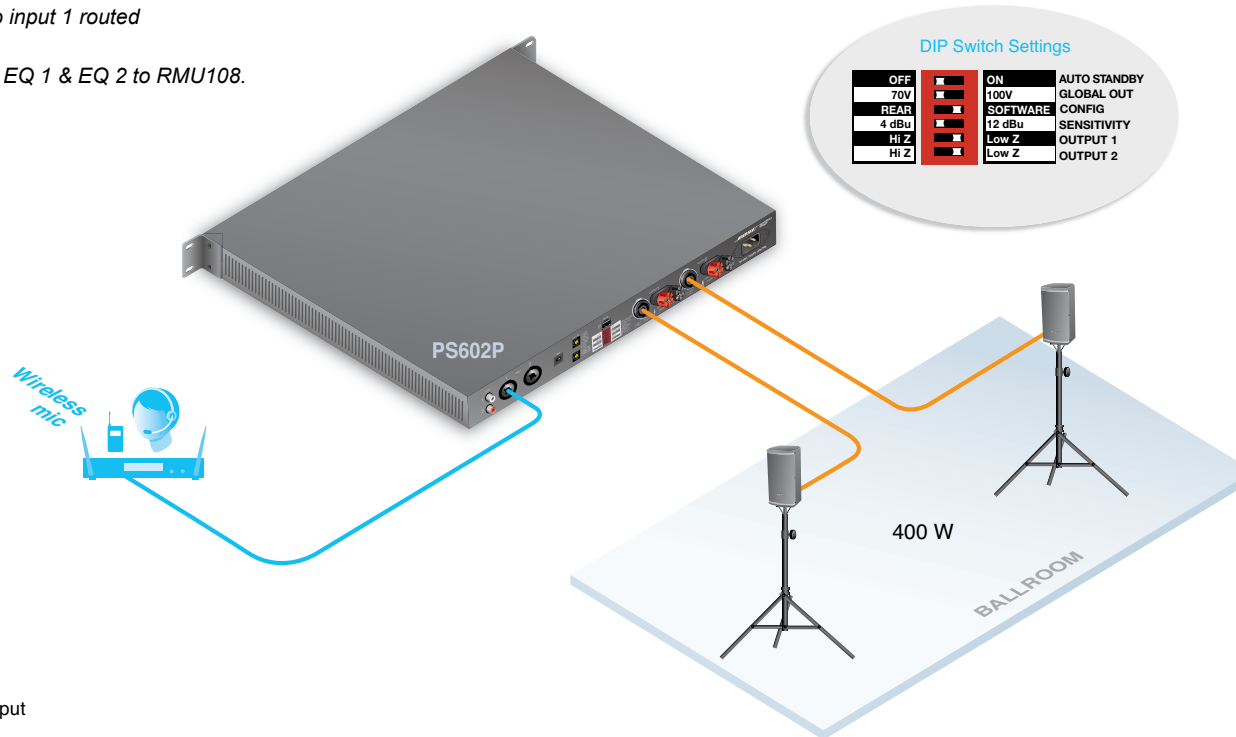
Solution:

| Inputs | | Outputs | | | | | | Control | |
|--------------|------|---------|-------|------|--------------|----|----------|--------------------|--------|
| Device | Mode | Amp | Zones | Mode | Loudspeakers | Z | Power/Ch | Level | Source |
| Wireless Mic | Mono | PS602P | 1 | Mono | (1) RMU108 | LZ | 200 W | PS602P Front Panel | N/A |
| | | | | | (1) RMU108 | LZ | 200 W | PS602P Front Panel | |

PowerShare Editor Software Settings:

Standard Mixer — Mono input 1 routed to outputs 1 & 2.

Loudspeaker EQ — Set EQ 1 & EQ 2 to RMU108.



— Amplifier output
— Audio input



Ballroom Voice-Lift and Audio-for-Video Example

Requirements:

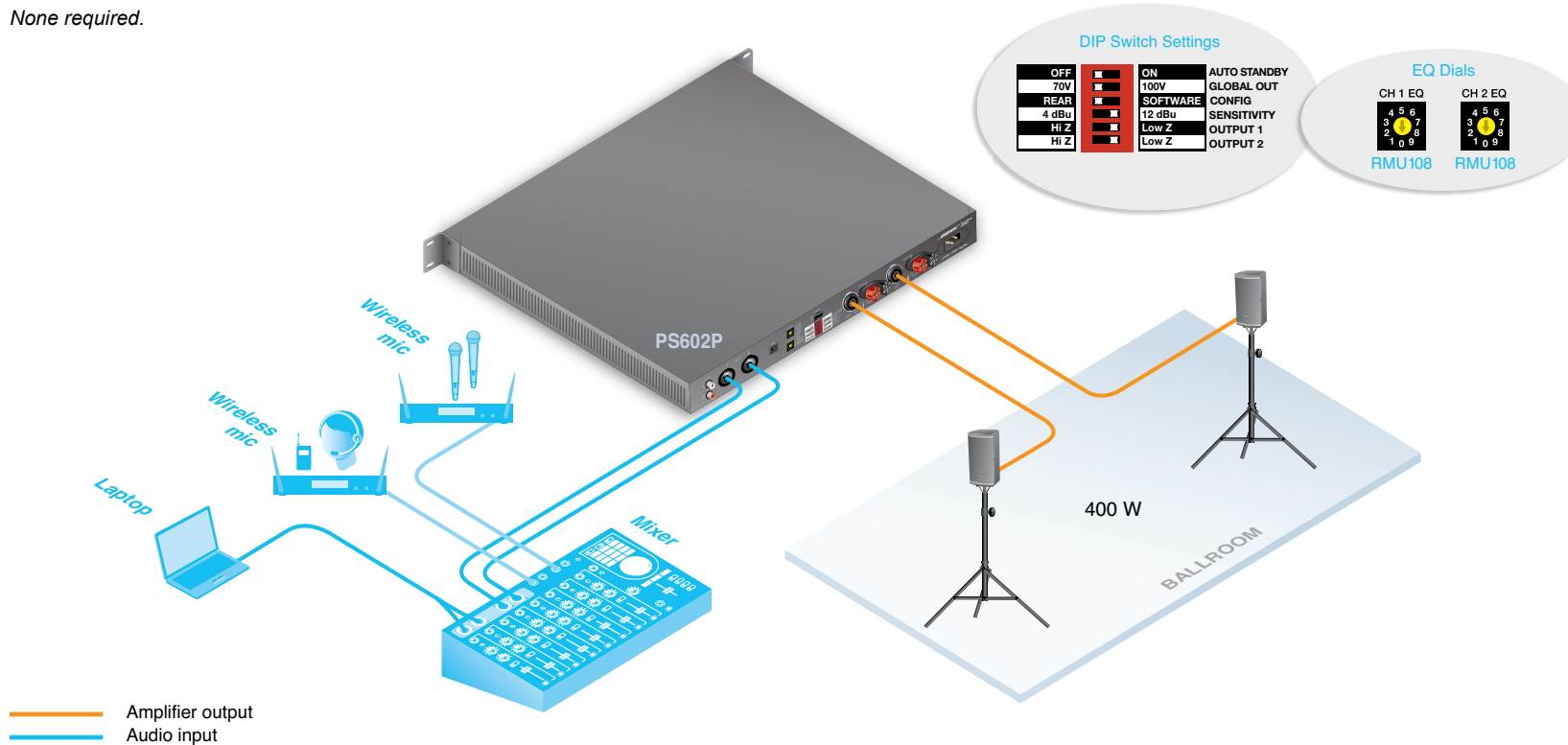
- Temporary arrangement for speech and video playback
- Three audio sources: a laptop and wireless microphones

Solution:

| Inputs | | Outputs | | | | | Control | | |
|--------|--------|---------|-------|--------|--------------|----|----------|-------|--------|
| Device | Mode | Amp | Zones | Mode | Loudspeakers | Z | Power/Ch | Level | Source |
| Mixer | Stereo | PS602P | 1 | Stereo | (1) RMU108 | LZ | 200 W | Mixer | Mixer |
| | | | | | (1) RMU108 | LZ | 200 W | | |

PowerShare Editor Software Settings:

None required.





Three-Zone Restaurant Example

Requirements:

- Asymmetrical zone wattage
- Two different loudspeaker types in one zone
- Same audio in three zones
- Wall-mounted volume control in each zone
- One audio source: a music player
- Emergency muting by the fire alarm panel

Solution:

| Inputs | | Outputs | | | | | Control | | |
|--------------|--------|---------|-------|------|-------------------|----|----------|-------------------------|--------------|
| Device | Mode | Amp | Zones | Mode | Loudspeakers | Z | Power/Ch | Level | Source |
| Music Player | Stereo | PS604 | 3 | Mono | (5) DS 40 @ 40 W | HZ | 200 W | CC-1 Remote (Dining) | Music Player |
| | | | | | (2) FS3B @ 100 W | HZ | 200 W | | |
| | | | | | (4) DS 100 @ 25 W | HZ | 100 W | | |
| | | | | | (4) DS 16 @ 8 W | HZ | 32 W | | |
| | | | | | | | | CC-1 Remote (Patio) | |
| | | | | | | | | CC-1 Remote (Restrooms) | |

PowerShare Editor Software Settings:

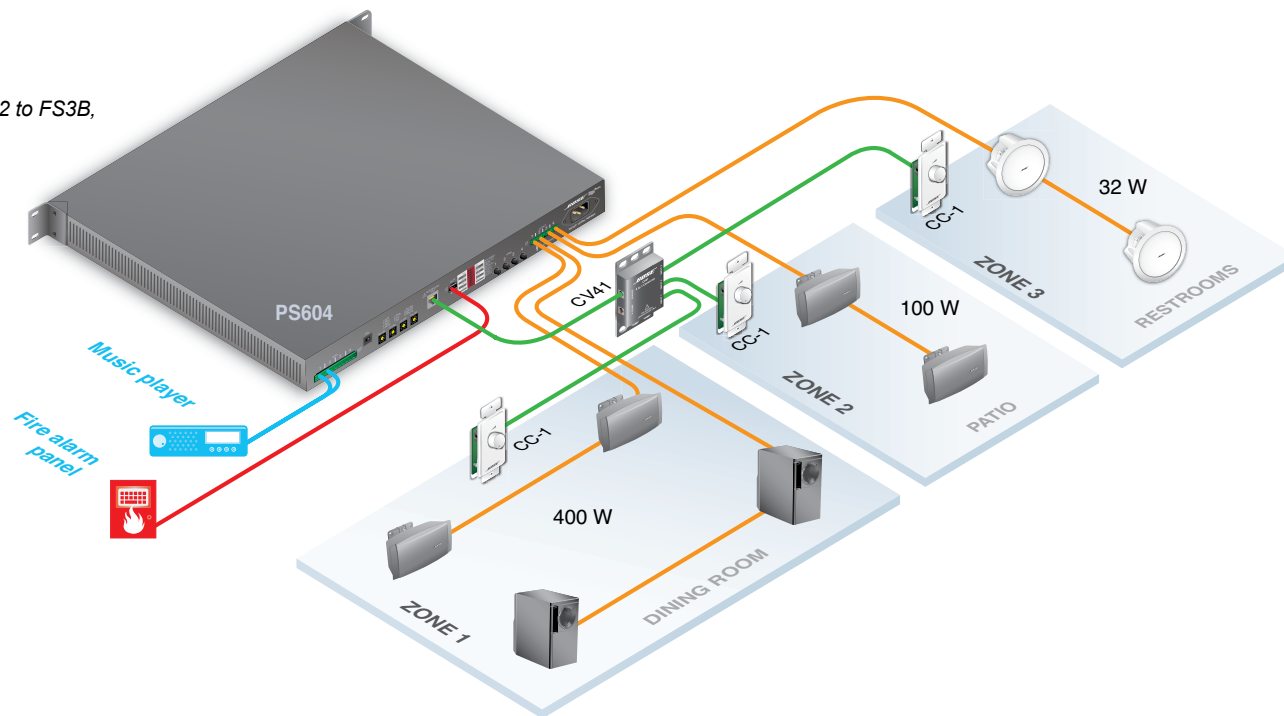
Standard Mixer — Stereo inputs 1 & 2 summed to mono and routed to outputs.

Loudspeaker EQ — Set EQ 1 to DS40, EQ 2 to FS3B, EQ 3 to DS100 and EQ 4 to DS16.

DIP Switch Settings

| | | |
|-------|----------|--------------|
| OFF | ON | AUTO STANDBY |
| 70V | 100V | GLOBAL OUT |
| REAR | SOFTWARE | CONFIG |
| 4 dBu | 12 dBu | SENSITIVITY |
| Hi Z | Low Z | OUTPUT 1 |
| Hi Z | Low Z | OUTPUT 2 |
| Hi Z | Low Z | OUTPUT 3 |
| Hi Z | Low Z | OUTPUT 4 |

Set 70/100V as necessary





Classroom Example

Requirements:

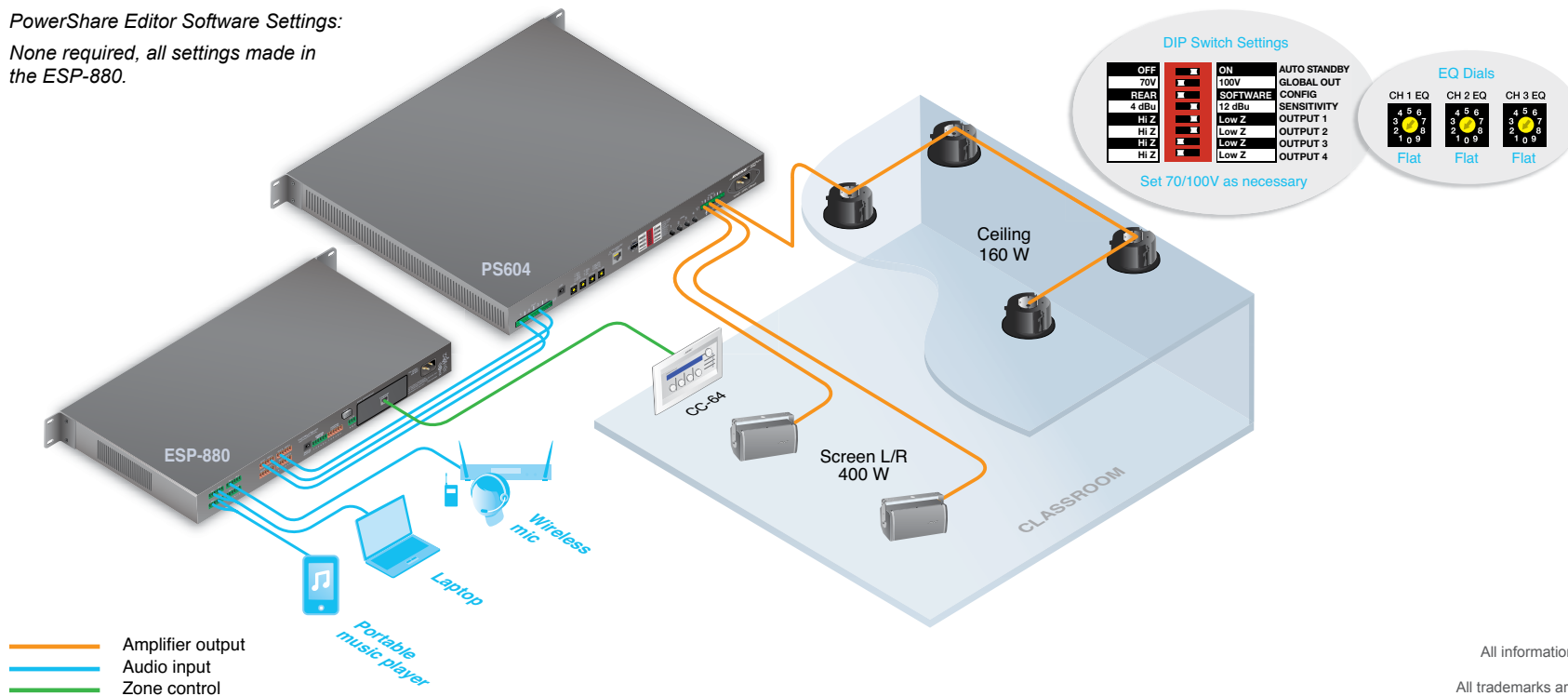
- Low-Z and Hi-Z loudspeakers in one zone
- Wall-mounted volume control and source selection
- Three audio sources: a portable music player, laptop and wireless mic

Solution:

| Inputs | | Outputs | | | | | Control | | |
|---------|---------------|---------|-------|---------------|------------------|----|----------|-------|--------|
| Device | Mode | Amp | Zones | Mode | Loudspeakers | Z | Power/Ch | Level | Source |
| ESP-880 | Mono & Stereo | PS604 | 1 | Mono & Stereo | (1) RMU108 | LZ | 200 W | CC-64 | CC-64 |
| | | | | | (1) RMU108 | LZ | 200 W | | |
| | | | | | (4) DS 40 @ 40 W | HZ | 160 W | | |

PowerShare Editor Software Settings:

None required, all settings made in the ESP-880.



All information subject to change without notice.
© 2016 Bose Corporation
All trademarks are those of their respective owners.