



**MWBPT**  
**UHF 100 Frequency**  
**Wireless Belt Pack Transmitter**



1601 Jack McKay Blvd. • Ennis, Texas 75119 U.S.A.  
Telephone: 800.876.3333 • Fax: 800.765.3435

## Description

The AtlasIED MWBPT wireless belt pack transmitter is the ideal choice for a variety of applications ranging from classrooms and conference rooms to lecture halls and live presentations. The MWBPT works with either the MWOEM headset microphone or MWLM lavalier microphone. High and low impedance gain adjustments are included to ensure optimal pickup for a variety of applications. The unit is powered by either standard AA batteries or with NiMH rechargeable batteries (sold separately) allowing for up to 16 hours of usage. The unit operates on the UHF band and syncs to the wireless receiver, AtlasIED model MWRCVR, for connection to local amplification. The integrated LCD displays critical information regarding channel, frequency, and battery level.

## Features

- Multi-function LCD display for channel / frequency, sensitivity, battery status indicator, Alkaline / NiMH battery selection
- Patented technology for 2-way data transfer between transmitter and receiver
- 100 frequencies available through the 25MHz signal band
- 35 mW maximum transmission power
- Supports multiple microphone types as well as ¼ cable connection
- Power-On LED
- Requires 2 AA batteries to operate
- Low current consumption
- Up to 16 hours operating time
- Standard 4-pin mini XLR connector
- ¼ wave whip antenna
- High and low impedance gain controls
- Detachable belt-clip
- Matching battery charger: MWCHGR

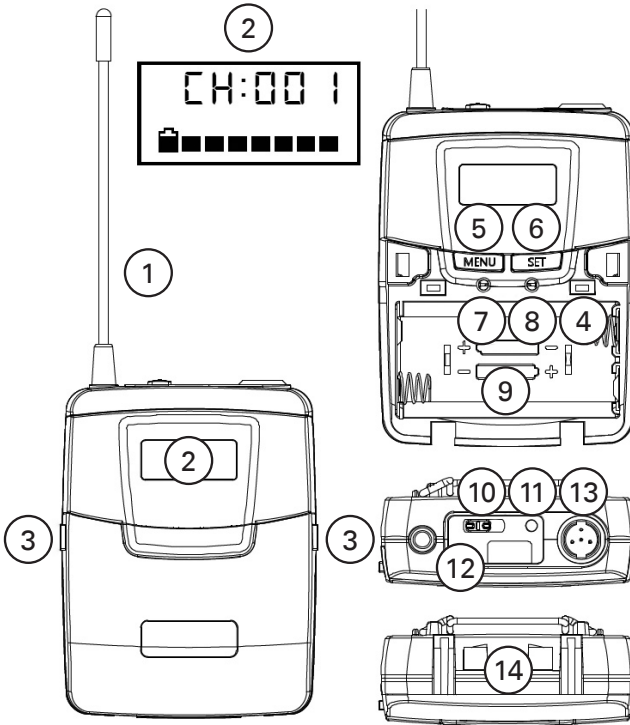
## Applications

- Classrooms
- Conference Rooms
- Lecture Halls
- Live Presentation



1601 Jack McKay Blvd. • Ennis, Texas 75119 U.S.A.  
Telephone: 800.876.3333 • Fax: 800.765.3435

## Parts and Functions



1. Antenna
2. LCD Display
3. Cover Release Button
4. Synchronizing Button
5. Menu Button
6. Setting Button
7. High-impedance Gain Control (GT)
8. Low-impedance Gain Control (MT)
9. Battery Compartment
10. Power Switch
11. Power LED
12. Sensor Area
13. Audio Input Connector
14. Charging Contacts



1601 Jack McKay Blvd. • Ennis, Texas 75119 U.S.A.  
Telephone: 800.876.3333 • Fax: 800.765.3435

## Battery Indicator & Installation

The MWBPT belt pack transmitter requires two (2) AA batteries to operate. Open the battery cover using the cover release buttons and insert the batteries into the battery compartment.

**Note:** Batteries contain a corrosive acid that may leak and damage the belt-pack when stored for a long period. Batteries should be removed from the belt-pack before storing for more than four weeks.

When the transmitter is switched ON, the power LED (red) will blink once to denote the batteries installed are in good condition. If the LED remains illuminated the batteries require replacement.

## GAIN Setting (GT / MT)

Gain control enables the user to set different output levels.

When using the MWBPT with an instrument with high impedance, like a guitar, set the Gain control to GT8. When using the MWBPT for voice amplification, low impedance, set the Gain control to MT9.

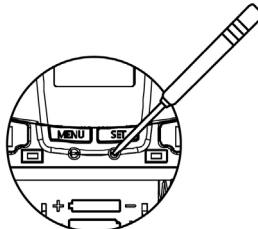


Figure 2

### Synchronizing Channels on the Receiver and Transmitter

Align infrared areas of the receiver and transmitter within 12" (30cm).

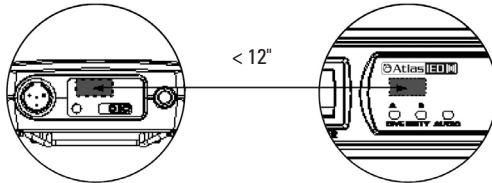


Figure 3

#### A. Changing the receiver's channel

1. Press the synchronizing button on the belt pack (Fig 4).
2. The belt pack's LED will illuminate, indicating the frequency is being transmitted to the receiver and that the receiver is synchronizing channels with the belt pack (Fig 5).




Figure 4

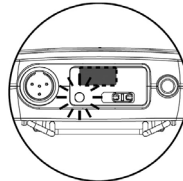


Figure 5

#### B. Changing the belt pack's channel

1. Press the synchronizing button on the receiver (Fig 6).
2. The receiver's LED will illuminate, indicating the frequency is being transmitted to the belt pack and that the belt pack is synchronizing channels with the receiver (Fig 7).

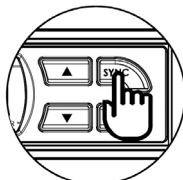


Figure 6




Figure 7

If this does not synchronize the channels, ensure the IR sensor panels are properly aligned and are located within 12" (30cm) of each other and try synchronizing again.



1601 Jack McKay Blvd. • Ennis, Texas 75119 U.S.A.  
Telephone: 800.876.3333 • Fax: 800.765.3435

## Channel Setting

1. Use MENU button to go to the CHANNEL | FREQUENCY page (Fig 8).
2. Press and hold the SET button for 3 seconds, then the upper-right channel number will flash to allow changes to be made (Fig 9).
3. Press SET / MENU buttons to change the channel number. The frequency will change accordingly (Fig 10).
4. After 3 seconds of selecting a channel, it will be automatically saved (Fig 11).

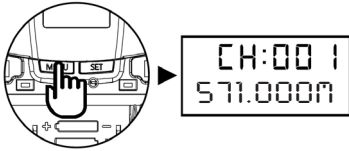


Figure 8




Figure 9




Figure 10



Figure 11

## Battery Type Setting

1. Use MENU button to go to the BATTERY TYPE page (Fig 12).
2. Press and hold the SET button for 3 seconds, then the arrow cursor will flash to allow changes to be made (Fig 13).
3. Press SET button to select either NiMH (rechargeable battery) or AKLN (alkaline battery) (Fig 14).
4. After 3 seconds of selecting a battery type, it will be automatically saved (Fig 15).

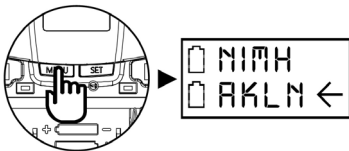


Figure 12

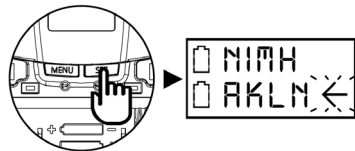


Figure 13

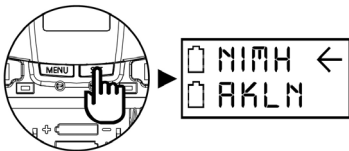


Figure 14



Figure 15

**Important:** Use only NiMH rechargeable batteries when using non-alkaline type batteries. Lithium Ion or other rechargeable batteries are not compatible with the MWBPT. NiMH must be selected when using rechargeable batteries. Never select AKLN (alkaline) when using rechargeable batteries. Incorrect battery selection will cause inaccurate battery information to be displayed.

<b>System</b>	
Frequency Range	UHF 566 - 585.8MHz
Switching Bandwidth	25MHz
Switchable Frequency	100
2-way Synchronization	Yes
RF Power Output	< 35mW
Spurious Emission	> 60 dB Below Carrier
Dynamic Range	> 110 dB
Display Screen	LCD
T.H.D.	< 0.5%
Peak Deviation	±40KHz
Antenna	¼ Wave, Whip Antenna
Battery Type	AA, Qty 2
Operating Life (Alkaline)	16 Hours
Charging Function	Yes
Battery Charger	MWCHGR
Connector	4-pin Mini-XLR Type
Microphone Input	Lavalier / Headset Microphone
<b>Mechanicals</b>	
Dimensions	3.31" L x 2.52" W x 0.91" H (84mm x 64mm x 23mm)
Weight (Battery Excluded)	0.17 lbs / 0.076 kg

This device complies with Part 15 of the FCC Rules. Operation is subject to the following two conditions:

(1) This device may not cause harmful interference, and (2) This device must accept any interference received, including interference that may cause undesired operation.

THIS DEVICE COMPLIES WITH PART 15C OF THE FCC RULES. This equipment complies with FCC RF radiation exposure limits set forth for an uncontrolled environment.



1601 Jack McKay Blvd. • Ennis, Texas 75119 U.S.A.  
Telephone: 800.876.3333 • Fax: 800.765.3435

## Limited Warranty

All products manufactured by AtlasIED are warranted to the original dealer/installer, industrial or commercial purchaser to be free from defects in material and workmanship and to be in compliance with our published specifications, if any. This warranty shall extend from the date of purchase for a period of three years on all AtlasIED products, including SOUNDOLIER brand, INNOVATIVE ELECTRONIC DESIGNS brand, and AtlasIED brand products except as follows: one year on electronics and control systems; one year on replacement parts; and one year on Musician Series stands and related accessories. Additionally, fuses and lamps carry no warranty. AtlasIED will solely at its discretion, replace at no charge or repair free of charge defective parts or products when the product has been applied and used in accordance with our published operation and installation instructions. We will not be responsible for defects caused by improper storage, misuse (including failure to provide reasonable and necessary maintenance), accident, abnormal atmospheres, water immersion, lightning discharge, or malfunctions when products have been modified or operated in excess of rated power, altered, serviced or installed in other than a workman like manner. The original sales invoice should be retained as evidence of purchase under the terms of this warranty. All warranty returns must comply with our returns policy set forth below. When products returned to AtlasIED do not qualify for repair or replacement under our warranty, repairs may be performed at prevailing costs for material and labor unless there is included with the returned product(s) a written request for an estimate of repair costs before any nonwarranty work is performed. In the event of replacement or upon completion of repairs, return shipment will be made with the transportation charges collect.

EXCEPT TO THE EXTENT THAT APPLICABLE LAW PREVENTS THE LIMITATION OF CONSEQUENTIAL DAMAGES FOR PERSONAL INJURY, ATLASIED SHALL NOT BE LIABLE IN TORT OR CONTRACT FOR ANY DIRECT, CONSEQUENTIAL OR INCIDENTAL LOSS OR DAMAGE ARISING OUT OF THE INSTALLATION, USE OR INABILITY TO USE THE PRODUCTS. THE ABOVE WARRANTY IS IN LIEU OF ALL OTHER WARRANTIES INCLUDING BUT NOT LIMITED TO WARRANTIES OF MERCHANTABILITY AND FITNESS FOR A PARTICULAR PURPOSE.

AtlasIED does not assume, or does it authorize any other person to assume or extend on its behalf, any other warranty, obligation, or liability. This warranty gives you specific legal rights and you may have other rights which vary from state to state.

## Service

Should your MWBPT require service, please contact the AtlasIED warranty department at 1-877-689-8055, ext. 277 or [www.atlasied.com/support](http://www.atlasied.com/support) to obtain an RA number.

AtlasIED Tech Support can be reached at 1-800-876-3333 or [www.atlasied.com/support](http://www.atlasied.com/support)

Visit our website at [www.AtlasIED.com](http://www.AtlasIED.com) to see other AtlasIED products.

©2018 AtlasIED. The Atlas "Circle A", Soundolier, and Atlas Sound are trademarks of Atlas Sound L.P. IED is a registered trademark of Innovative Electronic Designs LLC. All Rights Reserved. All other trademarks are the property of their respective owners. All specs are subject to change without notice. AT5005697 RevA 1/18



1601 Jack McKay Blvd. • Ennis, Texas 75119 U.S.A.  
Telephone: 800.876.3333 • Fax: 800.765.3435