

THS 1

Talkback Headphone Series
Sports Announcer Box



FEATURES

- Left and right balanced line level inputs with volume control
- Additional mono Aux input feeds both left and right ears
- Balanced XLR input and output jacks
- Microphone Control switches (PTT and PTM) are completely silent
- ¼"TRS or 3.5mm headphone jacks
- 12 VAC wall adapter included

THS-1T and THS-1M

The Whirlwind THS series of sports announcer boxes combine high quality headphone amplification with various microphone control options in rugged metal desktop chassis. THS boxes are ergonomically designed to put the control buttons within easy reach of the announcer even while shuffling through stat sheets.

The THS-1 Talkback/Headphone boxes are configured with a single momentary switch to control the microphone output. The THS-1T has a Push to Talk switch. The THS-1M has a Push to Mute switch. There is no talkback output. Headphone inputs consist of balanced left and right inputs on separate female XLR connectors. A single front panel volume control adjusts the level of both the left and right earpieces. Another balanced mono Aux input is provided that feeds left and right ears equally. The Aux input has its own volume control.

The microphone output of the THS-1 boxes is a passive, straight through connection from the microphone input. This configuration ensures that the microphone will still be live on-air, even if power to the THS-1 box is lost. Phantom power can also be supplied to a condenser microphone through the mic output from the broadcast audio mixer.

The headphone amplifiers are designed to deliver powerful, undistorted audio that can be heard over an arena full of screaming fans. Headphones with impedances ranging from 30 to 600 Ohms can be driven to full volume. Most announcer headsets fall between 100 and 600 Ohms. Headset connections are made through a 3 pin female XLR for the microphone and both ¼" and 3.5mm TRS jacks are provided for the headphones.


Power is supplied by a 12 VAC power adapter, included with the unit. A power switch is located on the front panel, along with a green LED that indicates that power is on.

Warranty

This product is guaranteed for 2 years from the date of purchase against manufacturing defects. For warranty service, return the unit, along with the original sales receipt, to: whirlwind, 99 Ling Road, Rochester, NY 14612, postage prepaid. We will repair or replace the unit at our option and pay the return postage.

whirlwind

99 Ling Road Rochester, NY 14612 · Ph. 585 663-8820 Fax 585 865-8930 · sales@whirlwindusa.com
www.whirlwindusa.com



Controls and Connectors

1. Stereo volume control adjusts the volume of the left and right inputs to the headphones.
2. Momentary switch turns the microphone on or off. The THS-1T has a push to talk switch and the THS-1M has a push to mute switch.
3. Aux volume control adjusts the volume of the mono input to both earpieces.
4. Power switch turns the unit on and off. The LED illuminates when the unit is powered on. 12 VAC at 600mA minimum.
5. Mic Out jack is a direct connection to the microphone. If condenser mics are used, phantom power must be supplied from the mixer.
6. Mic In jack connects the headset microphone to the muting circuit and the output jack.
7. Phones jacks connect to the headset earpieces. Both 1/4" and 3.5mm TRS jacks are provided. Tip is left and Ring is right.
8. Left and Right Stereo inputs are balanced line level inputs. Left feeds only the left earpiece and Right feeds only the right earpiece.
9. Aux input is balanced line level and feeds both earpieces equally.
10. Power jack accepts 12VAC at 600mA on a 2.1mm barrel plug. Model PS12AC1A power adapter included.

whirlwind

THS 2

Talkback Headphone Series
Sports Announcer Box



FEATURES

- Left and right balanced line level inputs with individual volume controls
- Additional mono Aux input feeds both left and right ears
- Balanced XLR input and output jacks
- A red lamp indicates the Mic is on
- Push to Mute (Cough) switch is completely silent
- ¼"TRS or 3.5mm headphone jacks
- 12 VAC power adapter included

THS-2

The Whirlwind THS series of sports announcer boxes combine high quality headphone amplification with various microphone control options in rugged metal desktop chassis. THS boxes are ergonomically designed to put the control buttons within easy reach of the announcer even while shuffling through stat sheets.

The THS-2 Talkback/Headphone box is configured with a single microphone output, a latching Mic On/Off switch and a momentary Cough switch. There is no talkback output. Headphone inputs consist of balanced left and right inputs on separate female XLR connectors. Separate front panel volume controls adjust the level to the left and right ears. Another balanced mono Aux input is provided that feeds both left and right ears equally. The Aux input has its own volume control.

The microphone output of the THS-2 box is a passive, straight through connection from the microphone input. This configuration ensures that the microphone will still be live on-air, even if power to the THS-2 box is lost. Phantom power can also be supplied to a condenser microphone through the mic output from the broadcast audio mixer.

The headphone amplifiers are designed to deliver powerful, undistorted audio that can be heard over an arena full of screaming fans. Headphones with impedances ranging from 30 to 600 Ohms can be driven to full volume. Most announcer headsets fall between 100 and 600 Ohms. Headset connections are made through a 3 pin female XLR for the microphone and both ¼" and 3.5mm TRS jacks are provided for the headphones.


Power is supplied by a 12 VAC power adapter, included with the unit. A front panel green LED indicates that power is on.

Warranty

This product is guaranteed for 2 years from the date of purchase against manufacturing defects. For warranty service, return the unit, along with the original sales receipt, to: whirlwind, 99 Ling Road, Rochester, NY 14612, postage prepaid. We will repair or replace the unit at our option and pay the return postage.

whirlwind

99 Ling Road Rochester, NY 14612 · Ph. 585 663-8820 Fax 585 865-8930 · sales@whirlwindusa.com
www.whirlwindusa.com



Controls and Connectors

1. Mic On switch is a latching type that turns the mic on when depressed. A red light indicates that the mic is live.
2. Left volume control adjusts the volume of the left input to the left earpiece.
3. Right volume control adjusts the volume of the right input to the right earpiece.
4. Mono volume control adjusts the volume of the mono input to both ears of the headphones.
5. Cough switch is a momentary type and turns the mic off while pushed in.
6. Power LED illuminates when the unit is receiving power (12 VAC, 600mA).
7. Mic Out jack is a direct connection to the microphone. If condenser mics are used, phantom power must be supplied from the mixer.
8. Mic In jack connects the headset microphone to the muting circuit and the output jack.
9. Phones jacks connect to the headset earpieces. Both ¼" and 3.5mm TRS jacks are provided. Tip is left and Ring is right.
10. Left and Right Stereo inputs are balanced line level inputs. Left feeds only the left earpiece and Right feeds only the right earpiece.
11. Mono input is balanced line level and feeds both earpieces equally.
12. Power jack accepts 12VAC at 600mA on a 2.1mm barrel plug. Model PS12AC1A power adapter included.

whirlwind

99 Ling Road Rochester, NY 14612 · Ph. 585 663-8820 Fax 585 865-8930 · sales@whirlwindusa.com
www.whirlwindusa.com

THS 3 THS 4

Talkback Headphone Series



THS 3 and THS 4 features include:

- Two headphone signal inputs can be assigned to either or both ears
- Balanced or unbalanced inputs on XLR or ¼" TRS jacks
- THS 3 volume controls adjust the left and right **headphone levels** separately
- THS 4 volume controls adjust **input 1 and input 2 levels** to both left and right ears
- Passive Mic Out for on-air reliability
- Mic output switching is completely silent
- Active line level Talkback Out with level adjust
- Mic On, Cough and Talkback switches for control
- ¼" TRS or 3.5mm headphone jacks
- 12 VAC power adapter included

THS 3 and THS 4

The Whirlwind THS series of sports announcer boxes combine high quality headphone amplification with various microphone control options in rugged metal desktop chassis. THS boxes are ergonomically designed to put the control buttons within easy reach of the announcer even while shuffling through stat sheets.

The THS 3 and THS 4 are identical except for the way the volume controls operate. The THS 3 controls are labeled LEFT and RIGHT and adjust the left and right headphone earpieces independently. The THS 4 volume controls are labeled INPUT 1 and INPUT 2 and set the same level in both ears for that input, when selected by the input assign switches.

The THS 3 and THS 4 Talkback/Headphone box are all-purpose, fully loaded sports announcer consoles. Both main and talkback microphone outputs are provided, with three switches for control. A latching Mic On/Off switch connects signal to the mic output. The switch is illuminated red when the mic output is live. 36 Volt phantom power is available if condenser mics are used. Onboard phantom power allows seamless switching when talkback is activated. The switch to turn phantom power on and off is recessed to avoid accidental turn off. A momentary Cough switch silences both the mic out and the talkback out when depressed.

The talkback circuitry featured in the THS 3 and THS 4 provide an off-air channel for booth communications. The announcer's microphone is sent through a preamp and line driver that deliver signal to the talkback output at line level. There is a level control for fine adjustment of the audio sent down the talkback line. The momentary Talkback switch connects audio to the talkback output and mutes the mic out. The Talkback switch illuminates green when depressed.

The headphone section of the THS 3 and THS 4 has two inputs. Each input can be assigned to left, right or both ears. Input signals can be either balanced mono or unbalanced stereo. A rear panel switch selects the proper mode. Both 3 pin XLR and ¼" TRS input jacks are provided for hookup flexibility. The headphone amplifiers are designed to deliver powerful, undistorted audio that can be heard over an arena full of screaming fans. Headphones with impedances ranging from 30 to 600 Ohms can be driven to full volume. Most announcer headsets fall between 100 and 600 Ohms. Headset connections are made through a 3 pin female XLR for the microphone and both ¼" and 3.5mm TRS jacks are provided for the headphones.

Power is supplied by a 12 VAC power adapter, included with the unit. A front panel green LED indicates that power is on. The main microphone output of the THS 3 and THS 4 will be live on-air if power is lost, when using dynamic microphones.


Warranty

This product is guaranteed for 2 years from the date of purchase against manufacturing defects. For warranty service, return the unit, along with the original sales receipt, to: whirlwind, 99 Ling Road, Rochester, NY 14612, postage prepaid. We will repair or replace the unit at our option and pay the return postage.

whirlwind

99 Ling Road Rochester, NY 14612 · Ph. 585 663-8820 Fax 585 865-8930 · sales@whirlwindusa.com
www.whirlwindusa.com

THS 3 detail



Controls and Connectors

1. Mic On switch is a latching type that turns the mic on when depressed. A red light indicates that the mic is live.
2. Mic In jack connects the headset microphone to the Cough and Talkback circuits and to the Mic Out jack.
3. Phantom power switch applies 36VDC to the Mic Input when required for condenser microphones.
4. Phones jacks connect to the headset earpieces. Both 1/4" and 3.5mm TRS jacks are provided. Tip is left and Ring is right.
5. Cough switch is a momentary type and mutes the mic to both the Mic and Talkback Outputs while pushed in.
6. THS 3 **Left** volume control adjusts the volume of the **left earpiece**.
THS 4 **Input 1** volume control adjusts the level of **input 1** fed to the Input Assignment switches
7. Input Assignment switches route Inputs One and Two to left, right or both earpieces.
8. THS 3 **Right** volume control adjusts the volume of the **right earpiece**.
THS 4 **Input 2** volume control adjusts the level of **input 2** fed to the Input Assignment switches
9. Talkback switch applies the headset microphone to the Talkback Out and mutes the main Mic Out. The Mic On switch does not affect the talkback output.
10. Power LED illuminates when the unit is receiving power (12VAC, 600mA).
11. Mic Out jack is the mic level output from the headset microphone.
12. Talkback Out is a transformer balanced, line level XLR jack with a level control for adjusting amount of the talkback signal sent down the line. The transformer also provides isolation. An internal jumper is provided to disconnect pin 1 ground from the talkback output, if required.
13. Input Mode switch chooses between balanced mono input signals on individual connectors or unbalanced stereo signals with left and right feeds in the same connector.
14. Inputs 1 and 2 have a female XLR and a 1/4" TRS jack that are parallel wired with pin 2 wired to tip, pin 3 wired to ring and pin 1 connected to shield. Balanced mono or unbalanced stereo input signals can be applied to either jack. Set the Input Mode switch for proper operation. In unbalanced stereo mode, all four input jacks are all paralleled together, which could provide a loop through function.
15. Power jack accepts 12VAC at 600mA on a 2.1mm barrel plug. Model PS12AC1A power adapter included.

whirlwind