

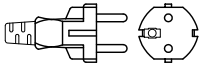
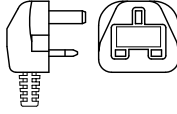
**DESCRIPTION**

The VX-2000DS Emergency Power Supply Unit supplies the DC power to each equipment in the VX-2000 system by connecting the VX-200PS Power Supply Unit. It keeps the battery unit that contains 2 × 12 V sealed lead batteries charged compensating for the temperature of the battery charging voltage. When the DC power supply from the VX-200PS stops, the VX-2000DS is automatically switched to the backup battery.

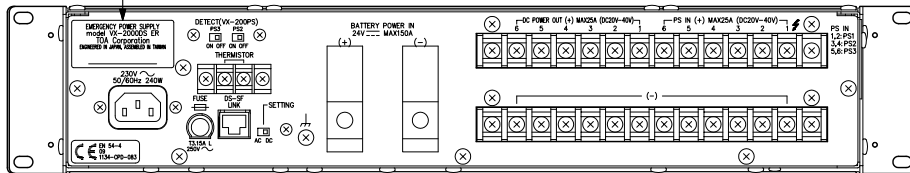
**SPECIFICATIONS**

Power Source	230 V AC, 50/60 Hz
Power Consumption	240 W max.
Applicable Battery	Panasonic LC-X1265PG/APG (65 Ah)
Charging Method	Trickle charging
Charging Current	5 A max.
Charging Output Voltage	27.3 V ±0.3 V (at 25 °C (77 °F)) Temperature correction coefficient: -40 mV/°C
Power Supply Input	6 M4 screw terminal, distance between barriers: 11 mm (0.43")
DC Power Output	6 (25 A max. each) M4 screw terminal, distance between barriers: 11 mm (0.43")
Control Connector	RJ45 female connector for connecting the VX-2000SF Surveillance Frame. Twisted-pair straight cable (TIA/EIA-568A standard) Type of control signal: Battery check, AC power status, DC power status, charging circuit failure, and battery failure
Battery Connection	1 pair of positive and negative terminals Applicable cable diameter: AWG 6 - AWG 1/0 (Line resistance within 4 mΩ/total)
Operating Temperature	0 °C to +40 °C (32 °F to 104 °F)
Finish	Panel: Surface-treated steel plate, black, 30 % gloss, paint
Dimensions	482 (W) × 88.4 (H) × 377.6 (D) mm (18.98" × 3.48" × 14.87")
Weight	10.5 kg (23.15 lb)
Accessory	Rack mounting screw ×4, Fiber washer ×4, Blade fuse (40 A) ×3, Fuse (T3.15 A L) ×1, Power cord (2 m (1.65 ft)) ×1, Insulating sheet ×1, Attention label (German) ×1, Fastener hook ×4, Fastener loop ×4 Sticker (Declaration of compliance) ×1
Fuse Rating	Blade fuse (40 A), Blade fuse (7.5 A), Fuse (T3.15 A)
Internal Resistance	Maximum internal resistance of the battery and its associated circuitry, Ri max: 50 mΩ
Current Specification	Maximum output current draw from the battery: 43.5 A Rated maximum continuous output current, I max a: 43.5 A Rated maximum short duration output current, I max b: 43.5 A Rated minimum output current, I min: 0 A
Cable Specification	Recommended cable parameter for DS-SF Link: Twisted-pair straight cable (TIA/EIA-568A standard)

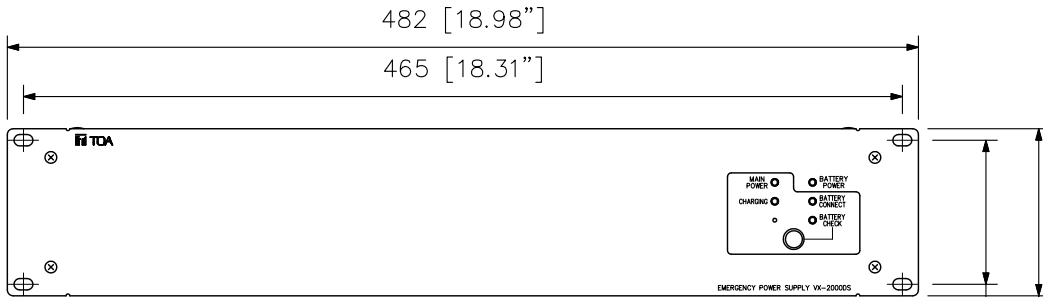
■ APPEARANCE

Model	ER	UK
AC plug		

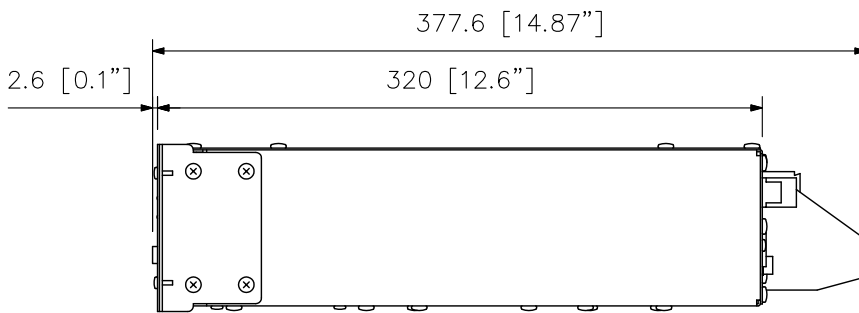
Other product version UK is available depending on the power cord type.



Rear View



Front View



Side View

UNIT:mm SCALE:1/4